

RLV-D

Installation Guide

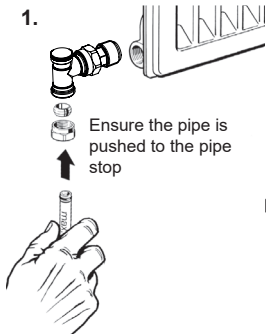
Specification	
Compression	Push-fit
Copper pipe: According to BS2871 Part 1 / BS EN1057. Max. temp. 120°C, Max. pressure 10 bar	Copper pipe: According to BS2871 Part 1 / BS EN1057. Max. temp. 92°C, Max. pressure 3 bar
	Plastic pipes: According to BS7291. Max. temp. 92°C. Max. pressure 3bar

Cutting the pipes

1. Cut the pipe square ensuring that it is free from score marks and burs.
For plastic pipe we recommend the use of a plastic pipe cutter, do not use a hacksaw
2. For plastic pipes, it is essential that a pipe insert is used. This must be of the same make as the pipe. It is important to ensure that all internal burs are removed from the pipe end prior to fitting the insert. Do not use any lubricant.

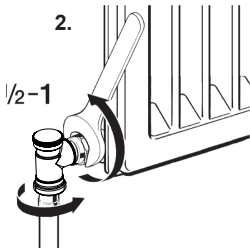
Mounting - Compression

1.



Ensure the pipe is pushed to the pipe stop

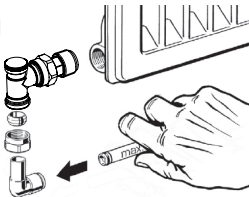
2.



IMPORTANT: Both nuts have to be tightened

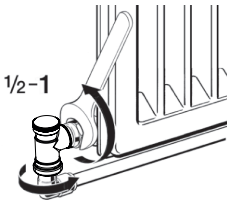
Mounting - Push-fit

1



Ensure the pipe is pushed to the pipe stop in the elbow

2.



IMPORTANT: Both nuts have to be tightened

It is good practice to check the fitting before use: pull the pipe back to check it is secure

Dismounting: ensure system is de-pressurised. Push collet squarely into elbow and firmly pull out pipe

Isolation and Regulation

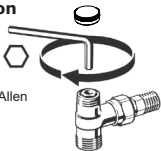
Removal of protective cap



Isolation

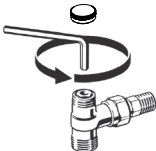


Regulation



6mm Allen
key

Turn til stop



Turn back: ¼ - 4 rev.

Danfoss A/S

Heating Climate Solutions • heating.danfoss.com • +45 7488 2222 • E-mail: heating@danfoss.com

Any information, including, but not limited to information on selection of product, its application or use, product design, weight, dimensions, capacity or any other technical data in product manuals, catalogues descriptions, advertisements, etc. and whether made available in writing, orally, electronically, online or via download, shall be considered informative, and is only binding if and to the extent, explicit reference is made in a quotation or order confirmation. Danfoss cannot accept any responsibility for possible errors in catalogues, brochures, videos and other material. Danfoss reserves the right to alter its products without notice. This also applies to products ordered but not delivered provided that such alterations can be made without changes to form, fit or function of the product. All trademarks in this material are property of Danfoss A/S or Danfoss group companies. Danfoss and the Danfoss logo are trademarks of Danfoss A/S. All rights reserved.