

NEW PRODUCT RELEASE


Multi Split Air Conditioner 4/5 Unit Multi

Model:
AOEG30KBTA4
AOEG36KBTA5




High energy saving

With the adoption of a high-efficiency DC twin-rotary compressor, all models achieved an energy efficiency scale of A+++ for cooling and A++ for heating.



SEER **8.5** SCOP **4.6**



R32 refrigerant model

In addition to its high energy efficiency, the R32 refrigerant has a larger volumetric capacity than the R410A refrigerant, which means the R32 refrigerant models require less refrigerant charge than the R410A models.

	Pre-charge refrigerant amount (kg)	
	R32	R410A
2-unit 14 class	0.9	1.25
2-unit 18 class	1.02	1.30
3-unit 18 class	1.8	2.2
3-unit 24 class	1.8	2.2
4-unit 30 class	2.2	3.3
5-unit 36 class	2.5	4.0


Wide range of indoor units with various models

We offer 41 models in 5 types in a capacity range from 2.0 kW to 6.0 kW. Wide range of requirements can be realized from private homes through to large shops and hotels



Easy evacuation

All connected pipes and indoor units can be evacuated quickly via our centralized valve method. Requires evacuation only once.



Specifications

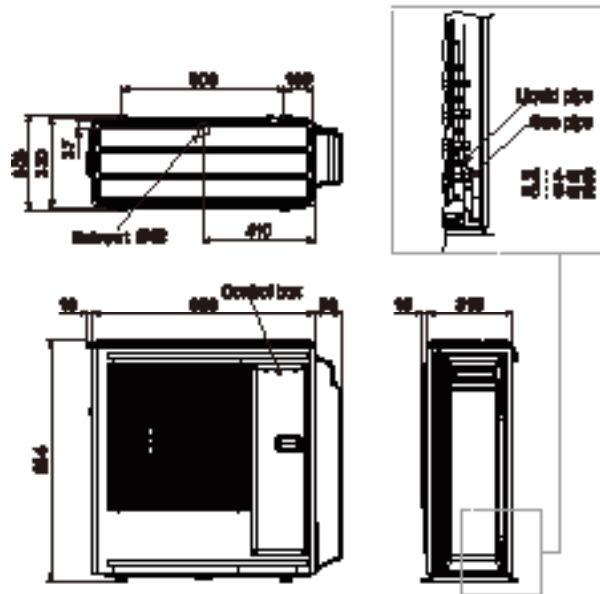
Model name			AOEG30KBTA4	AOEG36KBTA5
Power Source			Single phase, ~230 V, 50 Hz	
Rated Capacity	Cooling	Rated	8.0	9.5
		Min.-Max.	2.4-10.1	3.0-11.0
Rated Capacity	Heating	Rated	9.6	10.6
		Min.-Max.	3.0-11.2	3.5-12.0
EER	Cooling		3.90	3.80
COP	Heating		4.55	4.50
Sound Pressure Level (High)	Cooling		50	52
	Heating		54	55
Sound Power Level (High)	Cooling		63	65
	Heating		66	68
Airflow Rate	Cooling/Heating	m ³ /h	2,400/2,950	2,450/2,900
Net Dimensions H × W × D			mm	884 × 820 × 315
Weight			kq	55
Connection Pipe Diameter	Liquid		1/4 × 4	1/4 × 5
	Gas		3/8 × 2, 1/2 × 2 adapter [1/2 → 3/8] × 2	3/8 × 3, 1/2 × 2 adapter [1/2 → 3/8] × 2 adapter [3/8 → 1/2] × 1
Max. Pipe Length*			Total/Each	70/25
Max. Height Difference	Between Outdoor Unit and Each Indoor Unit			15
	Between Indoor Units			10
Operating Range	Cooling			-10 to 46
	Heating			-15 to 24
Refrigerant	Type (Global Warming Potential)			R32 (675)
	Charge (CO ₂ eq-T)		g	2200 (1.485)
				2500 (1.688)

*Length not applicable when floor units are connected. For details, refer to the installation manual.

Dimensions

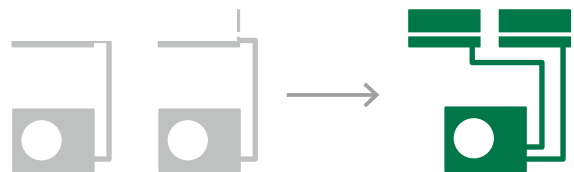
(Unit: mm)

4-unit: AOEG30KBTA4
5-unit: AOEG36KBTA5



Space-saving installation

Multiple indoor units can be connected to 1 outdoor unit by long piping as well. Unlike a single type, the outdoor unit can be installed in the most space-saving location.



Wall-mounted type



Model name	Indoor unit		ASEH07KGTG	ASEH09KGTG	ASEH12KGTG	ASEH14KGTG	
kW Class	kW		2.0	2.5	3.5	4.0	
Power Source	Single phase, ~230 V, 50 Hz						
Sound Pressure Level	Cooling	H/M/L/Q	dB(A)	38/33/29/21	40/34/29/21	40/35/30/21	43/36/30/21
	Heating			41/35/31/22	42/36/31/22	42/38/33/22	44/39/33/24
Sound Power Level	Cooling	H	dB(A)	54	55	56	57
	Heating			56	57	58	59
Airflow Rate	Cooling	H/M/L/Q	m³/h	650/540/430/270	700/560/430/270	700/560/430/270	770/600/450/280
	Heating			720/580/460/330	750/610/470/330	770/640/520/330	800/660/520/340
Net Dimensions	mm		270 × 834 × 215	270 × 834 × 215	270 × 834 × 215	270 × 834 × 215	
Weight	kg		10	10	10	10	
Connection Pipe Diameter	Liquid/Gas	Inch	1/4 & 3/8	1/4 & 3/8	1/4 & 3/8	1/4 & 3/8	

Wall-mounted type



Model name	Indoor unit		ASEH07KETF ASEH07KETF-B	ASEH09KETF ASEH09KETF-B	ASEH12KETF ASEH12KETF-B	ASEH14KETF ASEH14KETF-B	
kW Class	kW		2.0	2.5	3.5	4.0	
Power Source	Single phase, ~230 V, 50 Hz						
Sound Pressure Level	Cooling	H/M/L/Q	dB(A)	38/33/29/21	40/34/29/21	40/35/30/21	43/36/30/21
	Heating			41/35/31/22	42/36/31/22	42/38/33/22	44/39/33/24
Sound Power Level	Cooling	H	dB(A)	54	55	55	57
	Heating			56	57	58	59
Airflow Rate	Cooling	H/M/L/Q	m³/h	650/540/430/270	700/560/430/270	700/560/430/270	770/600/450/280
	Heating			720/580/460/330	750/610/470/330	770/640/520/330	800/660/520/340
Net Dimensions	mm		295 × 950 (wall side: 840) × 230	295 × 950 (wall side: 840) × 230	295 × 950 (wall side: 840) × 230	295 × 950 (wall side: 840) × 230	
Weight	kg		11	11	11	11.5	
Connection Pipe Diameter	Liquid/Gas	Inch	1/4 & 3/8	1/4 & 3/8	1/4 & 3/8	1/4 & 3/8	

Wall-mounted type



Model name	Indoor unit		ASEH07KMCG ASEH07KMCG-B	ASEH09KMCG ASEH09KMCG-B	ASEH12KMCG ASEH12KMCG-B	ASEH14KMCG ASEH14KMCG-B	
kW Class	kW		2.0	2.5	3.5	4.0	
Power Source	Single phase, ~230 V, 50 Hz						
Sound Pressure Level	Cooling	H/M/L/Q	dB(A)	38/33/29/21	40/34/29/21	40/35/30/21	43/36/30/21
	Heating			41/35/31/22	42/36/31/22	42/38/33/22	44/39/33/24
Sound Power Level	Cooling	H	dB(A)	54	55	55	57
	Heating			56	57	58	59
Airflow Rate	Cooling	H/M/L/Q	m³/h	650/540/430/320	700/560/430/320	700/560/430/320	770/600/450/310
	Heating			720/580/460/330	750/610/470/330	780/640/520/330	820/660/520/340
Net Dimensions	mm		270 × 834 × 222	270 × 834 × 222	270 × 834 × 222	270 × 834 × 222	
Weight	kg		10	10	10	10	
Connection Pipe Diameter	Liquid/Gas	Inch	1/4 & 3/8	1/4 & 3/8	1/4 & 3/8	1/4 & 3/8	

Wall-mounted type



Model name	Indoor unit		ASEH05KNCA	ASEH07KNCA	ASEH09KNCA	ASEH12KNCA	
kW Class	kW		1.5	2.0	2.5	3.5	
Power Source	Single phase, ~230 V, 50 Hz						
Sound Pressure Level	Cooling	H/M/L/Q	dB(A)	34 / 33 / 29 / 21	36 / 33 / 29 / 21	41 / 35 / 29 / 21	42 / 36 / 32 / 21
	Heating			34 / 32 / 30 / 22	36 / 33 / 30 / 22	41 / 34 / 30 / 22	42 / 35 / 31 / 22
Sound Power Level	Cooling	H	dB(A)	50	51	56	57
	Heating			50	51	56	57
Airflow Rate	Cooling	H/M/L/Q	m³/h	500 / 450 / 390 / 250	530 / 460 / 390 / 250	640 / 500 / 390 / 250	660 / 520 / 440 / 250
	Heating			500 / 450 / 420 / 280	530 / 460 / 420 / 280	640 / 500 / 420 / 280	660 / 520 / 440 / 280
Net Dimensions	mm		270 × 784 × 222	270 × 784 × 222	270 × 784 × 222	270 × 784 × 222	
Weight	kg		9	9	9	9	
Connection Pipe Diameter	Liquid/Gas	mm	1/4 & 3/8	1/4 & 3/8	1/4 & 3/8	1/4 & 3/8	

Wall-mounted type



Model name		Indoor unit		ASEG18KMTE		ASEG22KMTE		ASEG24KMTE	
kW Class		kW		5.0		6.0		7.0	
Power Source				Single phase, ~230 V, 50 Hz					
Sound Pressure Level	Cooling	H/M/L/Q	dB(A)	45/40/35/29		48/40/35/29		49/40/35/29	
	Heating			46/40/35/29		48/40/35/29		49/40/35/29	
Sound Power Level	Cooling	H	dB(A)	60		62		65	
	Heating			61		62		65	
Airflow Rate	Cooling	H/M/L/Q	m³/h	980/810/640/510		1,060/810/640/510		1,170/850/640/510	
	Heating			1,020/850/640/510		1,060/850/640/510		1,170/850/640/510	
Net Dimensions			mm	280 × 980 × 240		280 × 980 × 240		280 × 980 × 240	
Weight			kg	12.5		12.5		12.5	
Connection Pipe Diameter		Liquid/Gas	Inch	1/4 & 1/2		1/4 & 1/2		1/4 & 1/2	

Floor



Model name		Indoor unit		AGEG09KVCA		AGEG12KVCA		AGEG14KVCA	
kW Class		kW		2.5		3.5		4.0	
Power Source				Single phase, ~230 V, 50 Hz					
Sound Pressure Level	Cooling	H/M/L/Q	dB(A)	39/34/28/22		42/36/30/22		44/38/31/22	
	Heating			39/35/30/22		42/38/32/22		44/39/33/22	
Sound Power Level	Cooling	H	dB(A)	52		55		56	
	Heating			52		55		56	
Airflow Rate	Cooling	H/M/L/Q	m³/h	530/440/360/270		600/490/380/270		650/520/400/270	
	Heating			530/460/380/270		600/510/410/270		650/540/430/270	
Net Dimensions			mm	600 × 740 × 200		600 × 740 × 200		600 × 740 × 200	
Weight			kg	14		14		14	
Connection Pipe Diameter		Liquid/Gas	mm	1/4 & 3/8		1/4 & 3/8		1/4 & 3/8	

Ceiling



Model name		Indoor unit		ABEG18KRTA		ABEG22KRTA	
kW Class		kW		5.0		6.0	
Power Source				Single phase, ~230 V, 50 Hz			
Sound Pressure Level	Cooling	H/M/L/Q	dB(A)	38/36/33/31		42/37/34/31	
	Heating			38/36/33/31		42/37/34/31	
Sound Power Level	Cooling	H	dB(A)	53		57	
	Heating			53		57	
Airflow Rate	Cooling	H/M/L/Q	m³/h	840/790/710/650		900/790/710/650	
	Heating			840/790/710/650		900/790/710/650	
Net Dimensions			mm	235 × 1,080 × 705		235 × 1,080 × 705	
Weight			kg	24		24	
Connection Pipe Diameter		Liquid/Gas	Inch	1/4 & 1/2		1/4 & 1/2	

Compact Cassette Grid Type



Model name		Indoor unit		AUXG07KVLA	AUXG09KVLA	AUXG12KVLA	AUXG14KVLA	AUXG18KVLA	AUXG22KVLA
kW Class		kW		2.0	2.5	3.5	4.0	5.0	6.0
Power Source				Single phase, ~230 V, 50 Hz					
Sound Pressure Level	Cooling	H/M/L/Q	dB(A)	33/31/29/27	33/31/29/27	37/34/31/28	38/35/32/29	38/35/32/29	44/42/36/30
	Heating			34/32/29/27	34/32/29/27	37/34/31/29	43/38/34/30	43/38/34/30	45/43/40/33
Sound Power Level	Cooling	H	dB(A)	46	46	49	50	50	56
	Heating			47	47	49	55	55	57
Airflow Rate	Cooling	H/M/L/Q	m³/h	540/490/440/390	540/490/440/390	610/530/470/410	680/580/490/410	680/580/490/410	830/740/600/450
	Heating			540/490/440/390	540/490/440/390	610/530/470/410	790/680/580/450	790/680/580/450	860/760/700/530
Net Dimensions			mm	245 × 570 × 570		245 × 570 × 570		245 × 570 × 570	
Weight			kg	15		15		16	
Panel				UTG-UFYF-W	UTG-UFYF-W	UTG-UFYF-W	UTG-UFYF-W	UTG-UFYF-W	UTG-UFYF-W
Connection Pipe Diameter		Liquid/Gas	Inch	1/4 & 3/8		1/4 & 3/8		1/4 & 1/2	



Model name		Indoor unit		ARXG07KSLAP	ARXG09KSLAP	ARXG12KSLAP	ARXG14KSLAP	ARXG18KSLAP
kW Class		kW		2.0	2.5	3.5	4.0	5.0
Power Source		Single phase, ~230 V, 50 Hz						
Sound Pressure Level	Cooling	H/M/L/Q	dB(A)	29/26/24/23	29/26/24/23	31/27/25/23	35/30/27/23	33/29/26/23
	Heating			29/26/24/23	29/26/24/23	31/27/25/23	35/30/27/23	33/29/26/23
Sound Power Level	Cooling	H	dB(A)	52	54	55	60	58
	Heating			53	56	57	62	59
Airflow Rate	Cooling	H/M/L/Q	m ³ /h	550/440/390/360	600/450/400/360	650/490/430/360	800/640/530/360	940/750/540/480
	Heating			550/440/390/360	600/450/400/360	650/490/430/360	800/640/530/360	940/750/540/480
External static pressure		Pa		0 to 30	0 to 30	0 to 30	0 to 50	0 to 50
Drain pump		Standard						
Net Dimensions		mm		198 × 700 × 450	198 × 700 × 450	198 × 700 × 450	198 × 700 × 450	198 × 900 × 450
Weight		kg		15.5	15.5	15.5	15.5	18.5
Connection Pipe Diameter		Liquid/Gas	Inch	1/4 & 3/8	1/4 & 3/8	1/4 & 3/8	1/4 & 3/8	1/4 & 1/2

Slim duct



Model name		Indoor unit		ARXG07KLLAP	ARXG09KLLAP	ARXG12KLLAP	ARXG14KLLAP	ARXG18KLLAP
kW Class		kW		2.0	2.5	3.5	4.0	5.0
Power Source		Single phase, ~230 V, 50 Hz						
Sound Pressure Level	Cooling	H/M/L/Q	dB(A)	28/26/25/24	28/27/26/25	29/28/27/26	32/30/28/26	32/30/29/27
	Heating			28/26/25/24	28/26/25/24	29/28/27/24	32/30/28/25	32/30/29/27
Sound Power Level	Cooling	H	dB(A)	57	57	58	60	58
	Heating			57	57	58	60	58
Airflow Rate	Cooling	H/M/L/Q	m ³ /h	550/490/470/440	600/550/500/450	650/600/550/480	800/700/600/480	940/880/820/750
	Heating			550/490/470/440	600/550/500/450	650/600/550/480	800/700/600/480	940/880/820/750
External static pressure		Pa		0 to 90	0 to 90	0 to 90	0 to 90	0 to 90
Drain pump		Standard						
Net Dimensions		mm		198 × 700 × 620	198 × 700 × 620	198 × 700 × 620	198 × 700 × 620	198 × 900 × 620
Weight		kg		16	17	17	17	20
Connection Pipe Diameter		Liquid/Gas	Inch	1/4 & 3/8	1/4 & 3/8	1/4 & 3/8	1/4 & 3/8	1/4 & 1/2

Medium Static Pressure Duct



Model name		Indoor unit		ARXG22KMLB				
kW Class		kW		6.0				
Power Source		Single phase, ~230 V, 50 Hz						
Sound Pressure Level	Cooling	H/M/L/Q	dB(A)	31/29/27/25				
	Heating			31/29/27/25				
Sound Power Level	Cooling	H	dB(A)	60				
	Heating			62				
Airflow Rate	Cooling	H/M/L/Q	m ³ /h	1,100/910/750/580				
	Heating			1,100/910/750/580				
External static pressure		Pa		30 to 150				
Drain pump		Option						
Net Dimensions		mm		270 × 1,135 × 700				
Weight		kg		35				
Connection Pipe Diameter		Liquid/Gas	Inch	1/4 & 1/2				

Optional controller for use with 5 Unit multi only

Central & Individual control

- Batched control of up to 5 indoor units. Unified setting of room temperature, airflow volume, and local control restrictions across units.
- Language can be selected from English, French, German, Greek, Italian, Portuguese, Russian, Spanish, or Turkish.
- Large backlit LED screen
- Large easy-to-see operation panel

Max. Controllable
1 multi-system

Max. Controllable
5 indoor units

