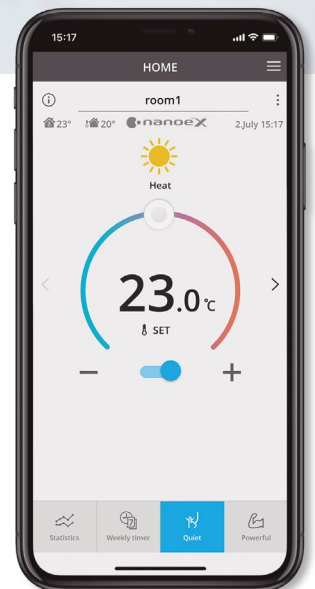
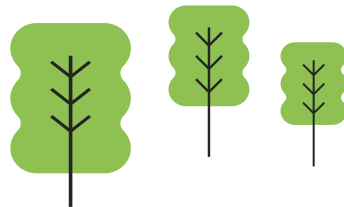




**NEW SMART  
VOICE CONTROL**

## SMARTIFY YOUR AIR.

Control without boundaries and get hands-free help to fully access the features of your air conditioners. Maximising your cooling comfort is now a breeze with our Network-Enabled Air Conditioners with Panasonic's Comfort Cloud and Smart Voice Control.



# COMFORT CLOUD APPLICATION. CONVENIENT CENTRALISED CONTROL

## Smart Control. In control of cooling comfort anytime, anywhere

### Connect & control operation

- 20 units per location and up to 10 different locations
- Transform multiple remote controls into one device.

### Manage multiple units at once

- Turn on all AC units at the same time or by group settings to pre-cool.
- Set weekly timers for multiple units to cater to your daily routines.



## Enjoy features of your remote control and more, directly from your mobile device

Easily control and access all features of remote control anytime, anywhere.

### 1 Smart Comfort

Easily manage your comfort and air quality

- **Adjust set temperature**  
Set temperature by monitoring real time indoor and outdoor temperatures.
- **nanoe™ X Air purifier \***  
Activate nanoe™ X, the advance air purifier to deodorise and create healthier environment.



### 2 Smart Efficiency

More Comfort with Less Wasted Energy

- **Energy usage analysis\*\***  
Monitor energy consumption based on different temperature settings.
- **Energy usage comparison (day/week/month/year)**  
Compare energy usage history of AC units for better budget planning.

### 3 Smart Assist

Be Informed of Breakdowns

- **Error codes notification and identification\*\*\***  
Launch the app to check error codes for effortless troubleshooting. Help technicians to easily identify the issues.
- **User's control right**  
Register multiple users. Set administrator rights and assign users access.

# SMART VOICE CONTROL. WORDS DO MORE THAN ACTIONS



## Get Multiple Things Done With One Simple Command

Simplify your day with your personalised routine by grouping individual actions.

### Schedule your routine with a customised command.

With the routine function, you can customise voice commands and control multiple voice-controlled devices including our network-enabled air conditioners to help you with your personalised routine.

### Schedule your routine with a customised command.

With the routine function, you can customise voice commands and control multiple voice-controlled devices including our network-enabled air conditioners to help you with your personalised routine.

#### “OK Google, Good Morning”



#### “OK Google, Good Night”



FIND OUT MORE: [Google] <https://support.google.com/googlehome/answer/7029585?co=GENIE.Platform%3DAndroid&hl=en&oco=0> [Amazon] <https://www.techhive.com/article/3327501/how-to-use-alexa-routines.html>


## Voice commands for air conditioning operations

Enjoy the convenience of accessing these four basic operations with just one simple voice command.

### 1 Turn on/off air conditioner

#### Convenient control for blissful rest

Turn on/off AC with ease when preparing a comfortable space for your little ones..



### 3 Adjust temperature

#### Easy control for uninterrupted quality time

Adjust AC temperature to your comfort with a simple voice command.



### 2 Change mode

#### Extra help when you have a hectic day

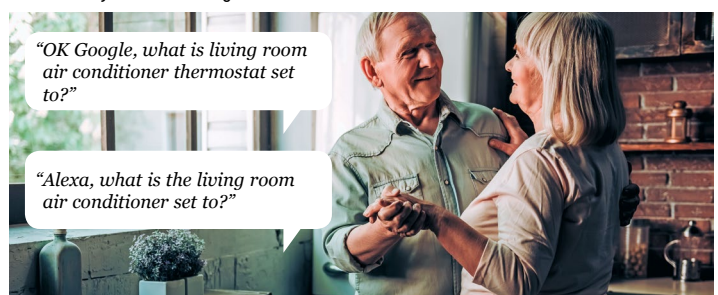
Conveniently change your AC operation mode to cool / heat / auto when your hands are full.



### 4 Check current status

#### Hands-free comfort for the whole family

Easy access for the elderly to check current AC operation status and adjust AC settings.



# Panasonic Comfort Cloud App

## Other Features

### 1. Mode Selection

Adjust your room temperature from all available operating modes

### 2. Change Fan Speed

Adjust fan speed as you like or swipe to turn on auto fan mode for automatic adjustment.

### 3. Change Airflow Direction\*

Choose auto or swing (up-down, left-right) mode to manage airflow direction for optimum cooling.

\* Left-Right Swing option will be hidden if the model does not have this function such as Standard models.

### 4. Error Codes Notification and Identification\*

Launch the app to check error codes for effortless troubleshooting and help technicians easily identify the issues.  
\* Contact trained technicians to perform any repairing/services.

### 5. User's Control Right

Register multiple users. Set administrator rights and assign user access.

### 6. Multi room

Manage independently and see statistics room by room and enjoy functions like all on all off.  
Up to 20 rooms (units) per location in 10 locations.

## Specifications

### Input Voltage

Power Consumption

Size (H x W x D)

Mass

Interface

Wireless LAN Standard

Frequency Range

Encryption

### DC 12V

Max 660mW

66mm x 36mm x 12mm

Approx. 85g

1 x Wireless LAN

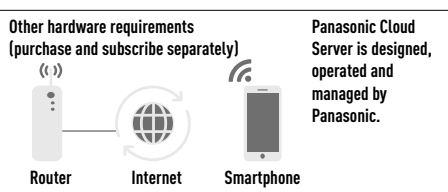
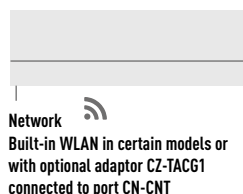
IEEE 802.11 b/g/n

2.4GHz band

WPA2-PSK (TKIP/AES)

## Connection Diagram

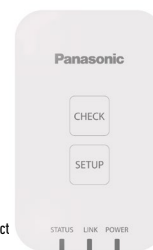
### Indoor Unit



## CZ-TACG1 Network Adaptor (Optional)\*

- Optional RAC Network Adaptor
- Compact size for easy installation
- Available for built-in or exposed installation depending on model type.

\* Functionality varies depending on models. Please contact your local dealers for compatible models.



## Smart Voice Control with Network-Enabled Air Conditioners


Functions	When You Are Home		When Away From Home
	Remote Control	Smart Voice Control with VPA	Comfort Cloud App
Smart Control	Power ON/OFF	✓	✓
	Control Multiple AC Units in 1 Location		✓
	Control Multiple Units in Multiple Locations		✓
	Set Up and Manage Routines		✓
Smart Comfort	Cooling Mode	✓	✓
	Heating Mode	✓	✓
	Auto Mode	✓	✓
	nano™ Mode	✓	✓
	Pre-cool	✓	✓
	Change Temperature	✓	✓
Smart Efficiency	Analyse Energy Usage Patterns		✓
	Compare Historical Usage		✓
	Receive Error Notifications		✓
Smart Assist	Assign Multiple Users		✓
	Check Power ON/OFF	✓	✓
	Check Current Mode	✓	✓
	Check Temperature Settings	✓	✓
	Check Room Temperature	✓	✓

## How to Setup

To sync with your Voice Assistant, first the AC unit has to be registered in Panasonic Comfort Cloud.


### How to Sync Comfort Cloud with the Google Home

1. Open the Google Home app.
2. Tap 'Account'.
3. Choose 'Set up or add'.
4. Choose 'Set up device'.
5. Choose 'Works with Google'; Have something already set up?
6. Search for 'Comfort Cloud'.
7. Insert your 'Comfort Cloud' username and password.



### How to Sync Comfort Cloud with the Amazon Alexa

1. Open the Amazon Alexa app.
2. Tap 'Devices'.
3. Choose 'Your Smart Home Skills'.
4. Choose 'Enable Smart Home Skills'.
5. Search for 'Comfort Cloud'.
6. Insert your 'Comfort Cloud' username and password.



## Compatible Device and Browsers

1. Android 4.4 or above
2. iOS 9.0 or above



### Please note:

This is not a definitive list of all compatible devices, other similar devices which use supported Operating Systems should also work either via dedicated Apps. Please note that user experience may vary slightly depending on hardware and software combination.

- Google is a trademark of Google LLC.
- Amazon, Alexa and all related logos are trademarks of Amazon.com, Inc. or its affiliates.
- Availability of Voice Assistant services varies depending on country and language.

# Panasonic®

To find out how Panasonic cares for you, log on to: [www.aircon.panasonic.eu](http://www.aircon.panasonic.eu)

Panasonic Marketing Europe GmbH  
Panasonic Air Conditioning  
Hagenauer Strasse 43, 65203 Wiesbaden, Germany

heating & cooling solutions