

Wall mounted unit
Air Conditioning
Technical Data
FTXA-CB



FTXA20C2V1BB
FTXA25C2V1BB
FTXA35C2V1BB
FTXA42C2V1BB
FTXA50C2V1BB

TABLE OF CONTENTS

FTXA-CB

1	Features	4
	FTXA-CB	4
2	Specifications	6
3	Options	8
4	Dimensional drawings	9
5	Centre of gravity	11
6	Piping diagrams	12
7	Wiring diagrams	13
	Wiring Diagrams - Three Phase	13
8	Sound data	14
	Sound Power Spectrum	14
	Sound Pressure Spectrum	17

1 Features

1 - 1 FTXA-CB

Where innovation meets creativity

1

- › A compact and functional design suitable for all interiors in a matt black finish
- › The Coanda effect optimises the airflow for a comfortable climate. By using specially designed flaps, a more focused airflow allows a better temperature distribution throughout the whole room
- › The intelligent thermal sensor determines the current room temperature and distributes air evenly throughout the room before switching to an airflow pattern that directs warm or cool air to areas that need it
- › Whisper quiet in operation: the operating of the unit can hardly be heard. The sound pressure level goes down to 19dBA!
- › Using electrons to trigger chemical reactions with air borne particles, the Flash Streamer breaks down allergens such as pollen and fungal allergens and removes bothersome odours providing a better, cleaner air
- › Onecta app: control your indoor from any location with an app, via your local network or internet.
- › Voice command via Amazon Alexa or Google Assistant to control main functions such as set point, operation mode, fan speed, etc
- › Choosing for an R-32 product, reduces the environmental impact with 68% compared to R-410A and leads directly to lower energy consumption thanks to its high energy efficiency
- › Seasonal efficiency values up to A+++ in cooling and heating



Coanda effect - cooling



Coanda effect - heating



Intelligent thermal sensor



Onecta app



Econo mode



Energy saving during standby mode



Night set mode



Fan only



Comfort mode

1 Features

1 - 1 FTXA-CB



Powerful mode



Auto cooling-heating changeover



Indoor unit silent operation



Outdoor unit silent operation



3-D air flow



Vertical auto swing



Horizontal auto swing



Auto fan speed



Fan speed steps



Dry programme



Silver allergen removal and air purifying filter



Flash Streamer



Practically inaudible



Titanium apatite deodorising filter



Air filter



Weekly timer



Infrared remote control



Wired remote control



Centralised control



Auto-restart



Self diagnosis



Multi model application

2 Specifications

2 - 1 Specifications

Technical specifications				FTXA20AB	FTXA25CB	FTXA35CB	FTXA42CB	FTXA50CB		
Power input	Cooling	Nom.	kW	0.020	0.022	0.023	0.028	0.030		
	Heating	Nom.	kW	0.020		0.220	0.036	0.039		
Casing	Colour			Black						
Dimensions	Unit	Height	mm	295						
		Width	mm	798						
		Depth	mm	189						
	Packed unit	Height	mm	305						
		Width	mm	875						
		Depth	mm	406						
Weight	Unit			11.5						
	Packed unit			14						
Packing	Weight			2.5						
Heat exchanger	Length			622						
	Rows	Quantity		2						
		Fin pitch			mm					
	Face area			m ²						
	Stages	Quantity		18						
		Passes	Quantity		3.000					
	Tube type			ø5 Hi-XB						
	Tube material			Copper						
	Tube diameter			mm						
	Fin	Type		ML fin (Multi louver)						
		Quantity			2					
	Heat exchanger 2	Length			mm					
		Rows	Quantity		1					
			Fin pitch			mm				
Face area			m ²							
Stages		Quantity		4						
	Type			Cross flow fan						
Fan	Quantity			1						
	Air flow rate	Cooling	High	m ³ /min	11.0	11.5	11.9	13.1	13.5	
				cfm	388	406	420	463	477	
			Medium	m ³ /min	8.2	8.6		9.8	10.4	
				cfm	290	304		346	367	
			Low	m ³ /min	6.1			7.2	7.6	
				cfm	215			254	268	
	Fan	Air flow rate	Cooling	Silent operation	m ³ /min	4.6			5.2	
					cfm	162			184	
				Heating	High	m ³ /min	10.9	11.1	11.5	14.6
cfm						385	392	406	516	533
			Medium	m ³ /min	8.7	9.0		10.5	11.1	
				cfm	307	318		371	392	
			Low	m ³ /min	6.4			7.7	8.2	
				cfm	226			272	290	
			Silent operation	m ³ /min	4.5			5.2	5.7	
				cfm	159			184	201	
Fan motor	Quantity			1						
	Model			MM9G21V28VA						
Speed	Cooling	High	rpm	1,100	1,140	1,180	1,210	1,240		
			rpm	870	900		980	1,020		
		Low	rpm	690			780	820		
			Silent operation	rpm	570				620	
	Heating	High	rpm	1,090	1,110	1,140	1,310	1,350		
			rpm	920	940		1,070	1,190		
		Low	rpm	740			850	930		
			Silent operation	rpm	590			640	680	
Sound power level	Cooling			57			60			
Sound pressure level	Cooling	High	dBA	39	40	41	45	46		
			dBA	32	33		37	39		
		Low	dBA	25			29	31		
			Silent operation	dBA	19			21	24	
	Heating	High	dBA	39	40	41	45	46		
			dBA	32	33		37	42		
		Low	dBA	25			29	33		
			Silent operation	dBA	19			21	24	
Refrigerant	Type			R-32						
	GWP			675.0						
Piping connections	Liquid	OD	mm	6.35						
		Gas	OD	mm	9.50			12.70		
	Drain			18						
	Heat insulation			Both liquid and gas pipes						

2 Specifications

2 - 1 Specifications

Technical specifications				FTXA20AB	FTXA25CB	FTXA35CB	FTXA42CB	FTXA50CB
Air filter	Type	Removable / washable						
	Quantity	pc	2					
Air direction control	Right, Left, Horizontal, Downward							
Temperature control	Microcomputer control							
Control systems	Infrared remote control	ARC466A85						
	Wired remote control	BRC073A1						

Standard accessories: Installation manual;Quantity: 1;

Standard accessories: Operation manual;Quantity: 1;

Standard accessories: Air filter;Quantity: 2;

Standard accessories: Infrared remote control;Quantity: 1;

Standard accessories: Remote controller mounting plate;Quantity: 1;

Standard accessories: Screw bag;Quantity: 1;

Standard accessories: Screw cover;Quantity: 2;

Standard accessories: AAA dry-cell batteries;Quantity: 2;

Standard accessories: General safety precautions;Quantity: 1;

Electrical specifications				FTXA20AB	FTXA25CB	FTXA35CB	FTXA42CB	FTXA50CB
Power supply	Name	V1						
	Phase	1~						
	Frequency	Hz	50					
	Voltage	V	220-240					
Current	Nominal running current (RLA) - 50Hz	Heating	A	0.3	0.4			0.5
		3						
Wiring connections - 50Hz	For power supply	Quantity	3 for power supply, 4 for interunit wiring (Earth wire included)					
Current	Nominal running current (RLA)	Cooling	A	0.3	0.4			0.5

3 Options

3 - 1 Options

3

FTXA-CB
FTXA-CS
FTXA-CW

Option kit	Product name	Remark	Applicable models							Class	Casing	Factory
			CTXA15CZV1BB, CTXA15CZV1BS	FTXA20CZV1BW, FTXA20CZV1BB, FTXA20CZV1BS	FTXA25CZV1BW, FTXA25CZV1BB, FTXA25CZV1BS	FTXA35CZV1BW, FTXA35CZV1BB, FTXA35CZV1BS	FTXA42CZV1BW, FTXA42CZV1BB, FTXA42CZV1BS	FTXA50CZV1BW, FTXA50CZV1BB, FTXA50CZV1BS	FTXA30CZV1BW, FTXA30CZV1BB			
Wired remote control	BRC073A1	(2)(3)	✓	✓	✓	✓	✓	✓	15	Stylish	Stylish midlife improvement	
Extension cord for wired remote control (-3-m)	BRCW901A03		✓	✓	✓	✓	✓	✓				
Extension cord for wired remote control (-8-m)	BRCW901A08		✓	✓	✓	✓	✓	✓				
Intelligent Tablet Controller	DCC601A51	(2)(3)	✓	✓	✓	✓	✓	✓				
Wiring adaptor (normal open contact - normal open pulse contact)	KRP413A81S	(2)(3)	✓	✓	✓	✓	✓	✓				
Interface adaptor for DIII-NET	KRP928BB2S	(2)(3)	✓	✓	✓	✓	✓	✓				
Central remote control	DCS302CA51	(2)(3)	✓	✓	✓	✓	✓	✓				
Unified ON/OFF controller	DCS301BA51	(2)(3)	✓	✓	✓	✓	✓	✓				
Schedule timer	DST301BA51	(2)(3)	✓	✓	✓	✓	✓	✓				
Intelligent Touch Manager	DCM601A5A	(2)(3)	✓	✓	✓	✓	✓	✓				
Modbus- interface	EKM6DXA7V1	(2)(3)	✓	✓	✓	✓	✓	✓				
Modbus gateway	RTD-RA	(2)(3)	✓	✓	✓	✓	✓	✓				
KNX- interface	KLIC-DD	(2)(3)	✓	✓	✓	✓	✓	✓				
Titanium apatite deodorising filter without frame	KAF970A46	(1)	✓	✓	✓	✓	✓	✓				
Silver particle filter (Ag-ion) with frame	KAF057A41	(1)	✓	✓	✓	✓	✓	✓				
Conversion wire harness	EKRS21		✓	✓	✓	✓	✓	✓				

Notes

- Standard accessory
- This option features a(n) -S21- connector. To connect this option to the indoor unit, therefore conversion wire harness -EKRS21- is required.
- This option cannot operate together with the wireless LAN functionality that is a standard feature of the indoor unit.
When connecting this option to the indoor unit, turn off the indoor unit's wireless LAN functionality.

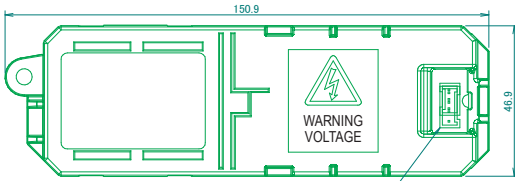
4D147525

4 Dimensional drawings

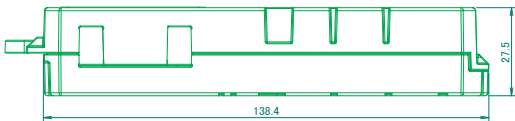
4 - 1 Dimensional Drawings

FTXA-CB / FTXA-CS / FTXA-CW
CTXA-CB / CTXA-CS / CTXA-CW

• Outside size

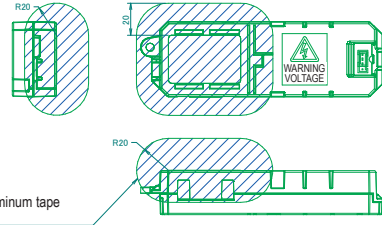
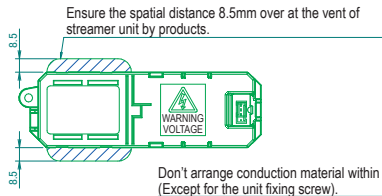
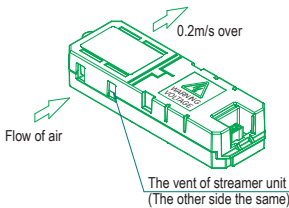


Connector (Model: B04B-PASK)
 (1pin:Vin 2pin:Ans 3pin:HL 4pin:GND)



• Method of mounting

Don't blockage the vent of streamer unit.
 Ensure the exit wind speed 0.2m/sec of the vent.
 Ensure the spatial distance 8.5mm over at the vent of streamer unit.



• Main specifications

Items		Contents	
Outside	Outside size	150.9×46.9×27.5mm	
	Weight	100g	
Material of resin	Material	ABS	
	Flame retardance	UL94-5VA	
	Tracking index	Over CTI600V	
Applicable laws		Electrical Appliance and Material Safety Act IEC60335-1(4th), IEC60335-2-65(4th)	
Ambient conditions	Storage temperature	-25~70 (Non-Energization)	
	Operating ambient temperature	-10~60 (Energization)	
	Operating ambient humidity	5~95%RH (No dew deposit)	
Basic specifications	Input voltage	14V±5%	
	Maximum output voltage	6.5±0.5kV	
	Rating output voltage	5.0±0.5kV	
	Rating output current	Hi	55.5µA±10%
		Lo	10µA±10%
	ON/OFF	Inputted voltage into Vin (ON/OFF)	
	Hi ↔ Lo Switching	Inputted 5V into HL (Loe tap)	
	Current monitor	Yes	
	Detectable over current	Yes	
	Detectable low voltage	Under 3kV	
Generation amount of Ozone	4.26ml/hr (Hi 14±2; 50±10%RH)		
Method of mounting		Fixing by the right and left hook Fixing by the screw section	

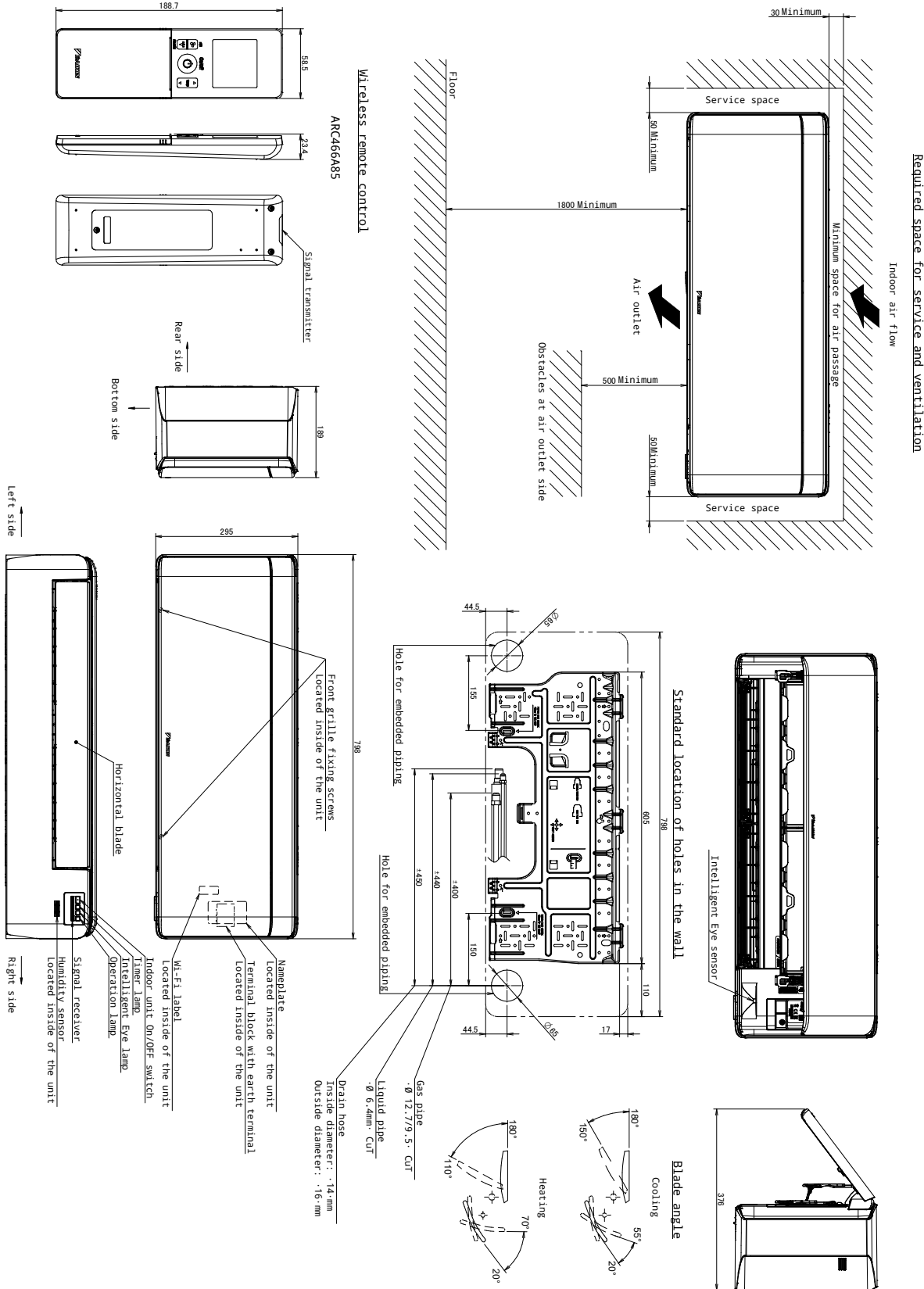
3D095530G

4 Dimensional drawings

4 - 1 Dimensional Drawings

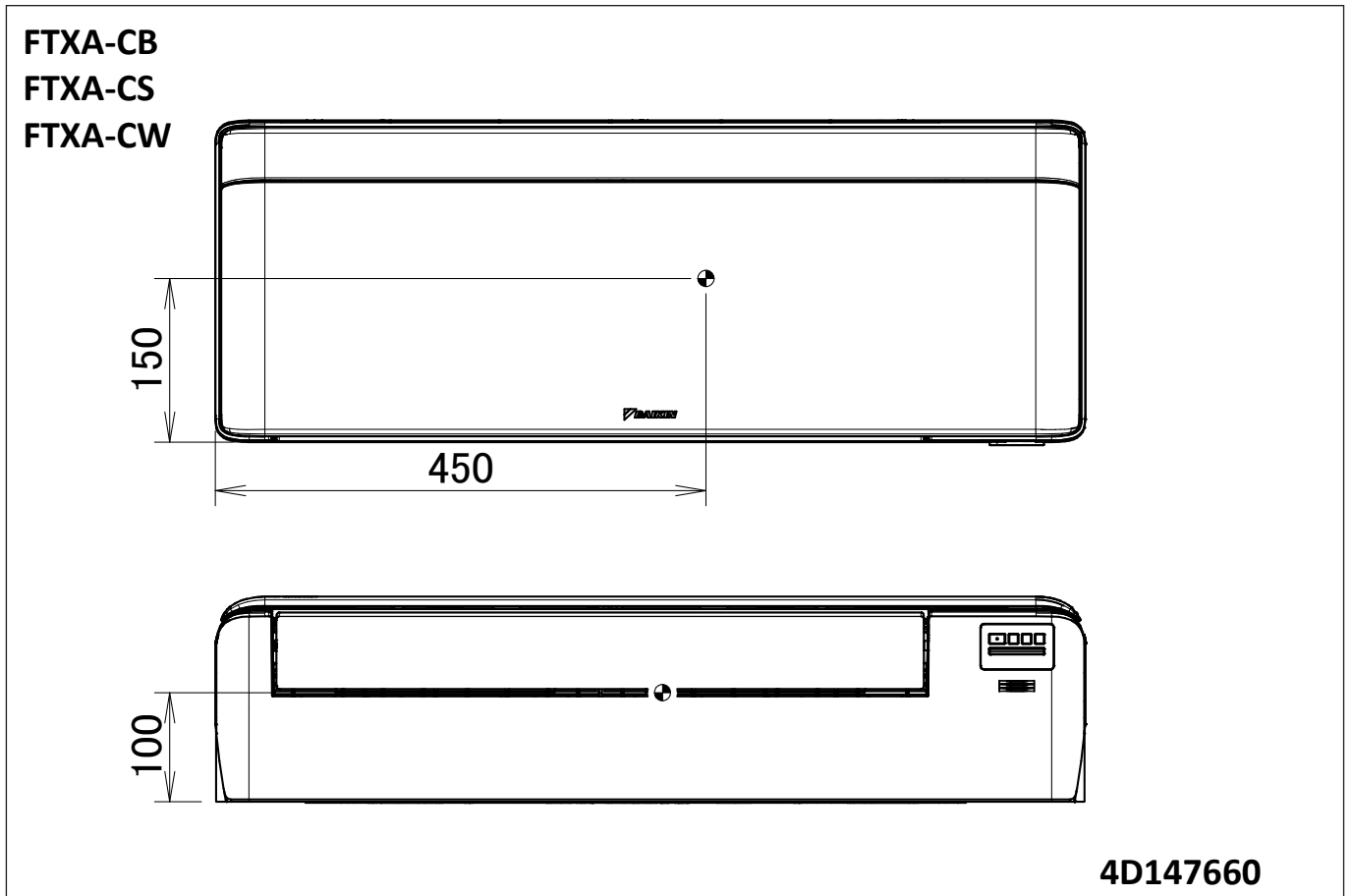
4

FTXA-CB
FTXA-CS
FTXA-CW



5 Centre of gravity

5 - 1 Centre of Gravity









6 Piping diagrams

6 - 1 Piping Diagrams



6

FTXA-CB
FTXA-CS
FTXA-CW

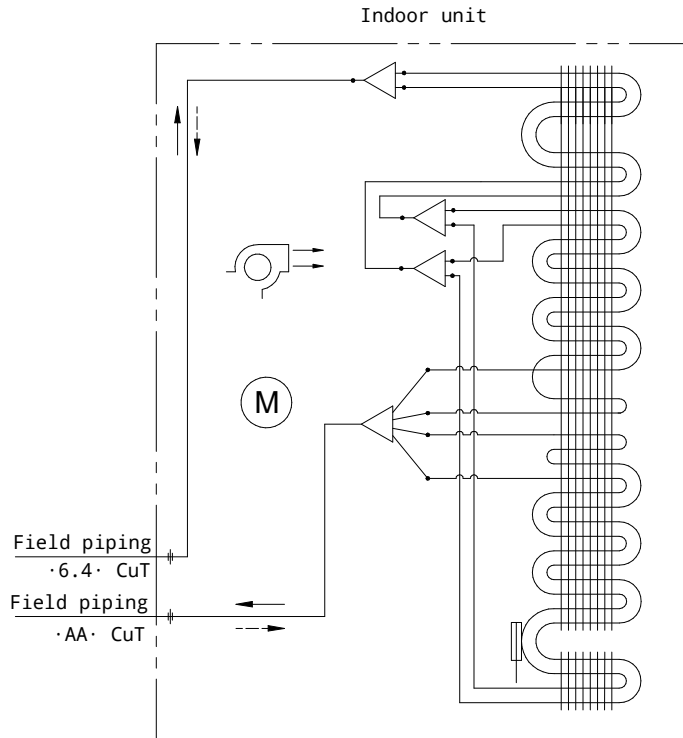
Legend

-  Fan motor
-  Thermistor
-  Heat exchanger
-  Crossflow fan
-  Distributor
-  Screw connection

Refrigerant flow

-  Cooling
-  Heating

AA	Class
9.5	15-42
12.7	50

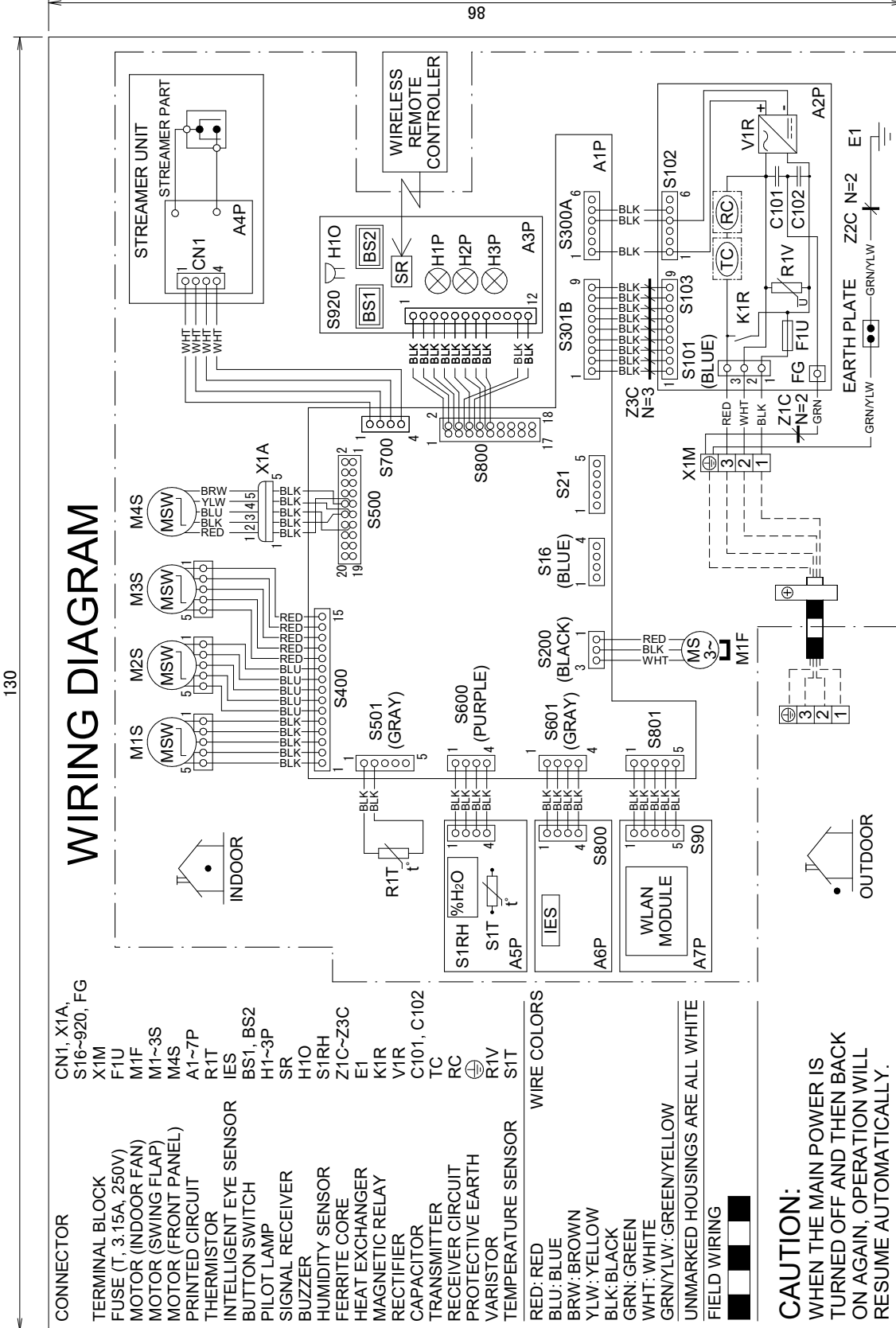


3D147549

7 Wiring diagrams

7 - 1 Wiring Diagrams - Three Phase

FTXA-CB
FTXA-CS
FTXA-CW



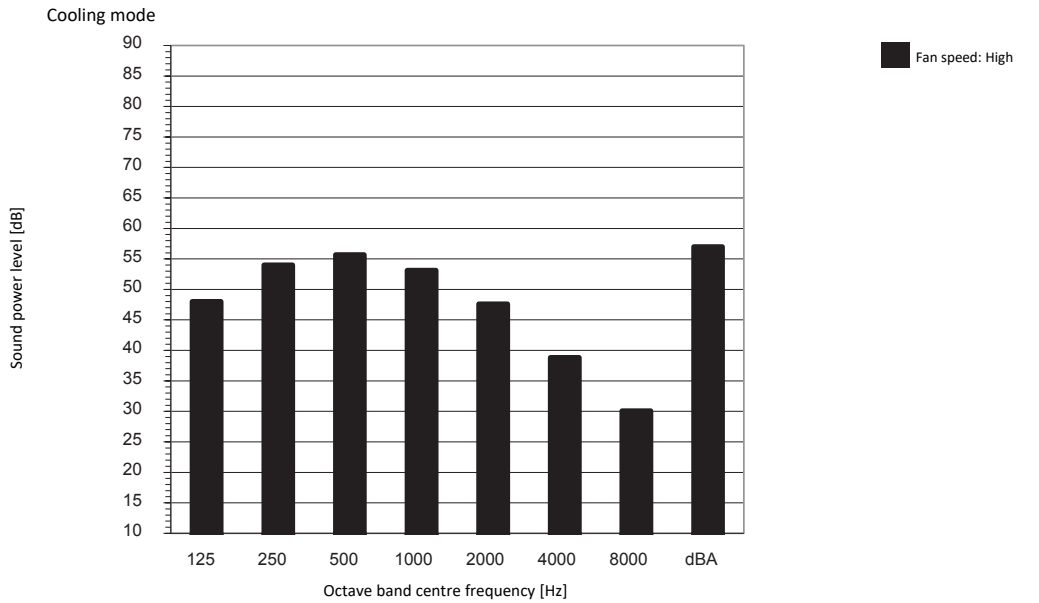
3D145108

8 Sound data

8 - 1 Sound Power Spectrum

8

FTXA20CB
FTXA20CS
FTXA20CW

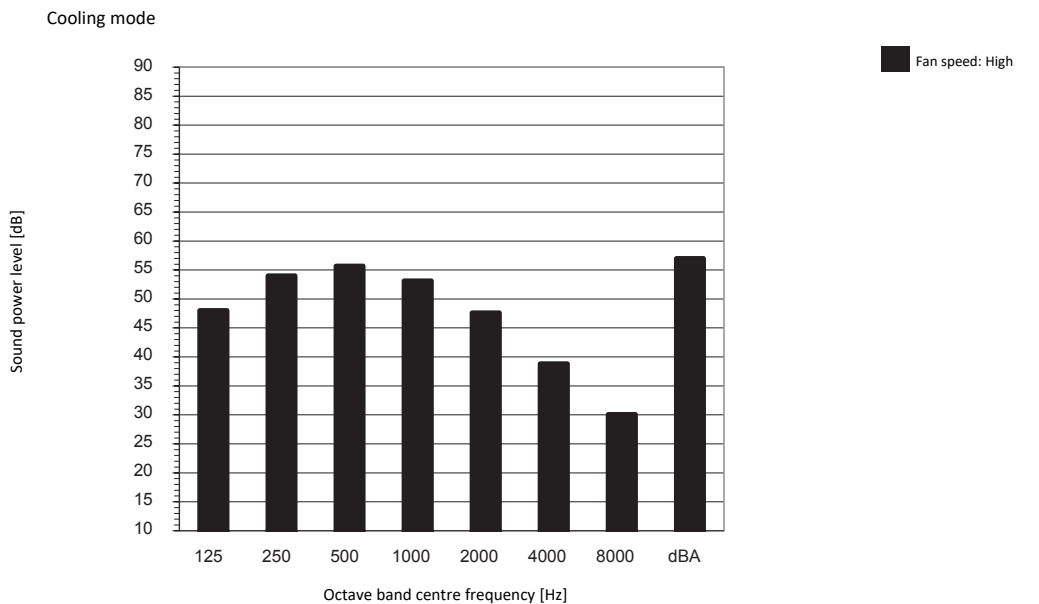


Notes

1. dBA = A-weighted sound power level (A scale according to IEC).
2. Reference acoustic intensity $0\text{dB} = 10^{-12} \text{ W/m}^2$
3. Measured according to ISO 3744

3D115037B

FTXA25CB
FTXA25CS
FTXA25CW



Notes

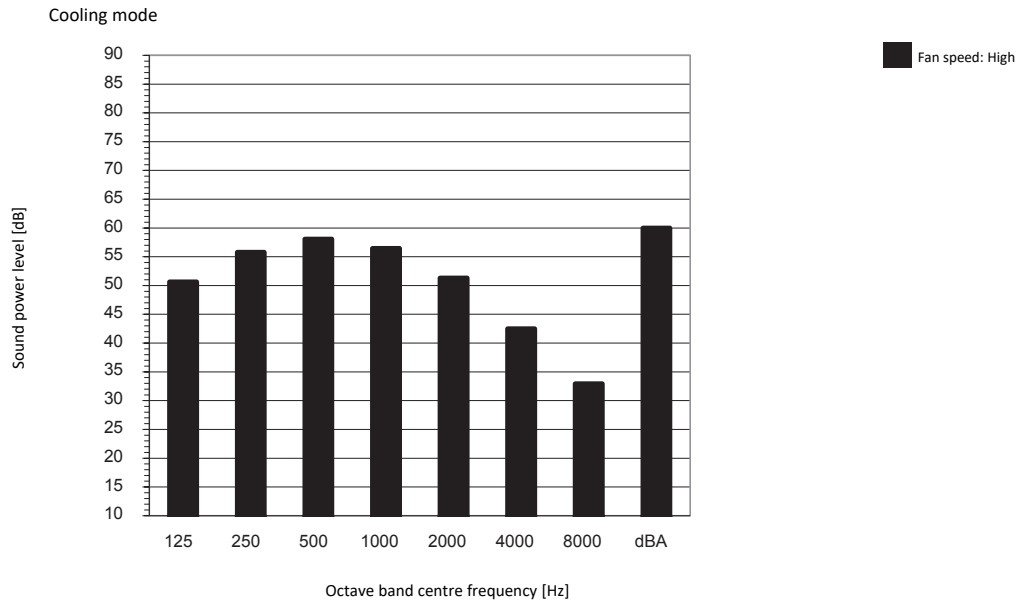
1. dBA = A-weighted sound power level (A scale according to IEC).
2. Reference acoustic intensity $0\text{dB} = 10^{-12} \text{ W/m}^2$
3. Measured according to ISO 3744

3D115038B

8 Sound data

8 - 1 Sound Power Spectrum

FTXA35CB
FTXA35CS
FTXA35CW

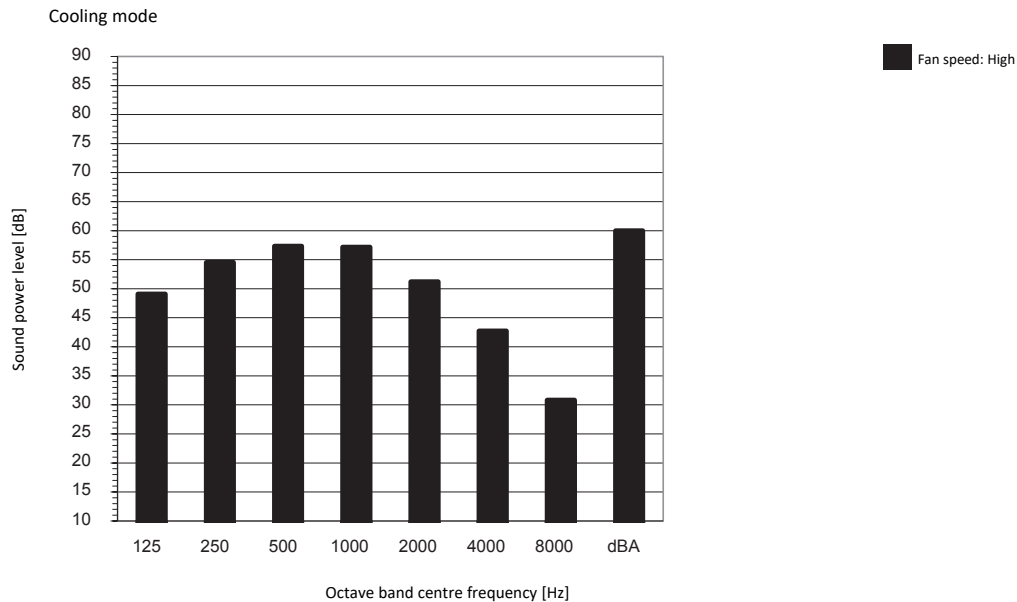


Notes

1. dBA = A-weighted sound power level (A scale according to IEC).
2. Reference acoustic intensity $0\text{dB} = 10^{-12} \text{ W/m}^2$
3. Measured according to ISO 3744

3D115039B

FTXA42CB
FTXA42CS
FTXA42CW



Notes

1. dBA = A-weighted sound power level (A scale according to IEC).
2. Reference acoustic intensity $0\text{dB} = 10^{-12} \text{ W/m}^2$
3. Measured according to ISO 3744

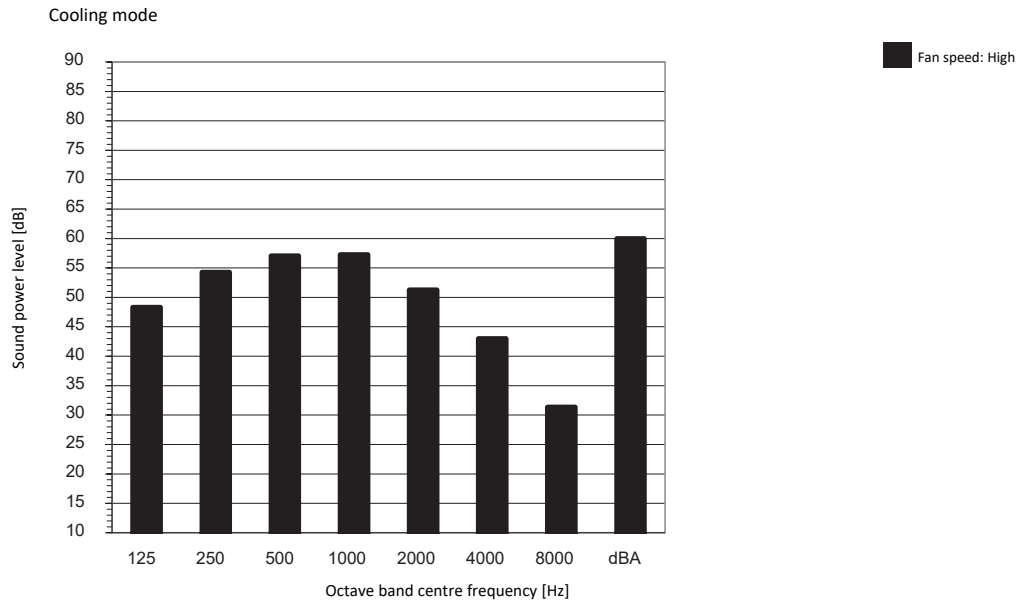
3D115040B

8 Sound data

8 - 1 Sound Power Spectrum

8

FTXA50CB
FTXA50CS
FTXA50CW



Notes

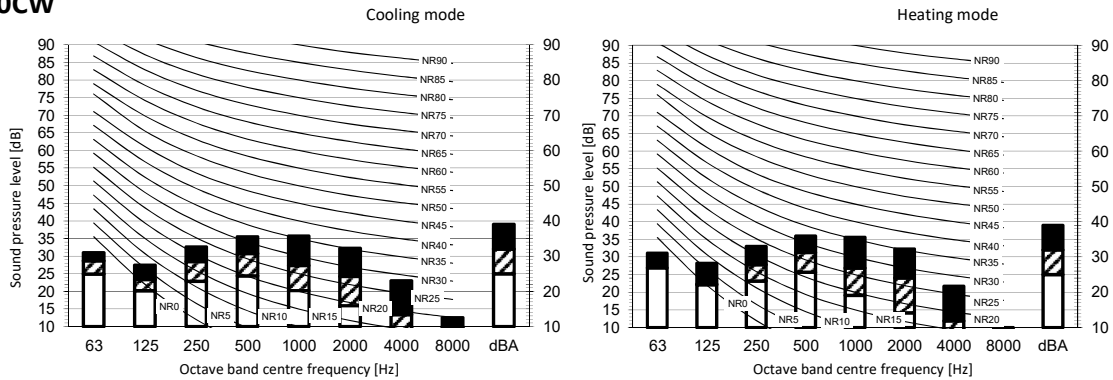
1. dBA = A-weighted sound power level (A scale according to IEC).
2. Reference acoustic intensity 0dB = 10^{-12} W/m²
3. Measured according to ISO 3744

3D115041B

8 Sound data

8 - 2 Sound Pressure Spectrum

FTXA20CB
FTXA20CS
FTXA20CW



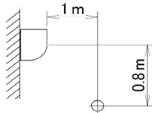
Legend

dBA = A-weighted sound pressure level (A scale according to IEC).

A Scale

- B Fan speed : High
- C Fan speed : Medium
- D Fan speed : Low

Location of microphone



Cooling		Total dB	
A	B	C	D
dBA	39	32	25

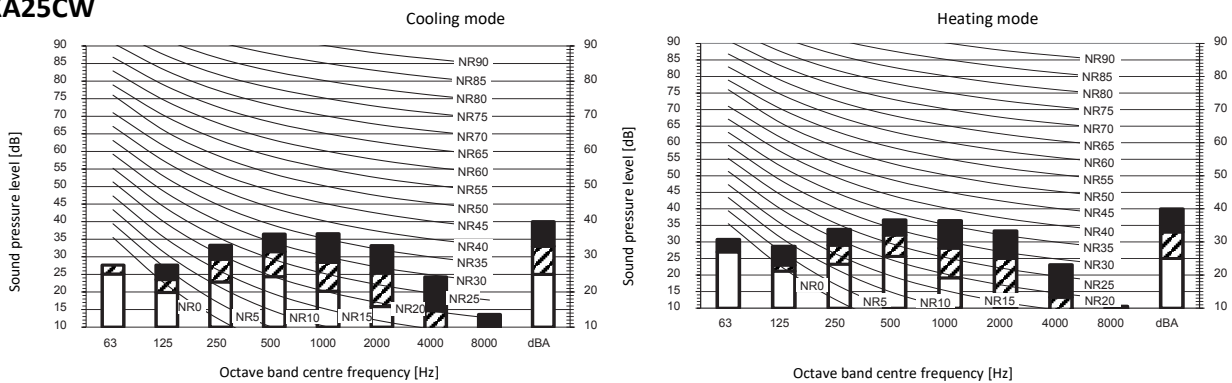
Heating		Total dB	
A	B	C	D
dBA	39	32	25

Notes

1. Operating conditions: power source 220-240 V 50 Hz; JIS standard
2. Background noise already taken into account.
3. Operating noise varies depending on operation and ambient conditions.
4. The operation noise measuring method is in accordance with JISC9612.
5. Measuring location: anechoic chamber

3D114919C

FTXA25CB
FTXA25CS
FTXA25CW



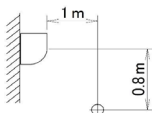
Legend

dBA = A-weighted sound pressure level (A scale according to IEC).

A Scale

- B Fan speed : High
- C Fan speed : Medium
- D Fan speed : Low

Location of microphone



Cooling		Total dB	
A	B	C	D
dBA	40	33	25

Heating		Total dB	
A	B	C	D
dBA	40	33	25

Notes

1. Operating conditions: power source 220-240 V 50 Hz; JIS standard
2. Background noise already taken into account.
3. Operating noise varies depending on operation and ambient conditions.
4. The operation noise measuring method is in accordance with JISC9612.
5. Measuring location: anechoic chamber

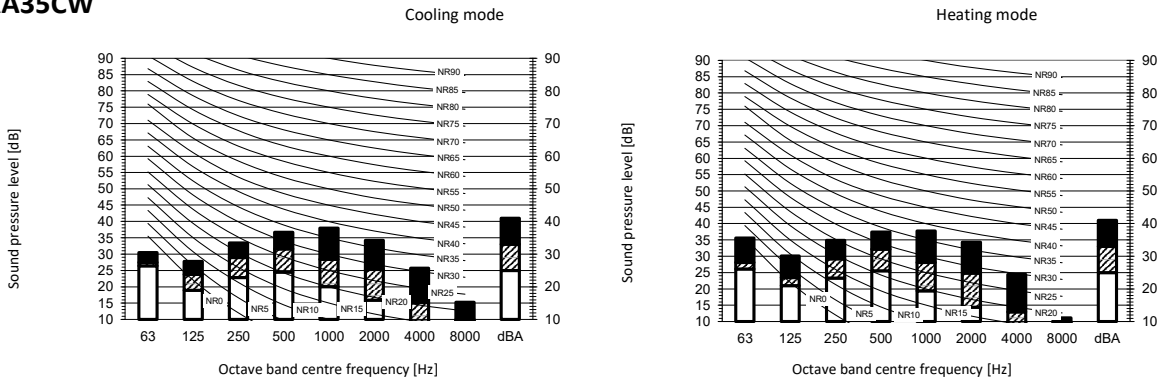
3D114920C

8 Sound data

8 - 2 Sound Pressure Spectrum

8

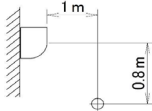
FTXA35CB
FTXA35CS
FTXA35CW



Legend

dBA = A-weighted sound pressure level (A scale according to IEC).

- A Scale
 - B Fan speed: High
 - C Fan speed : Medium
 - D Fan speed: Low
- Location of microphone



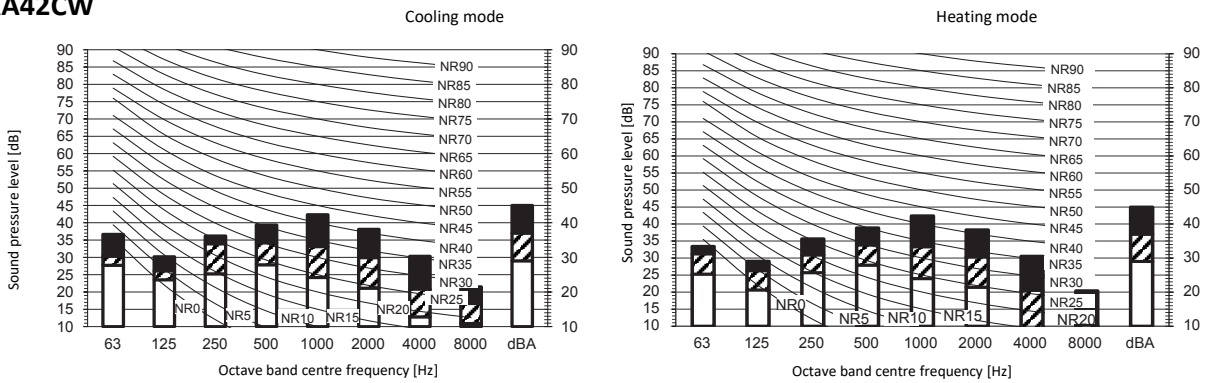
Cooling				Heating			
Total dB				Total dB			
A	B	C	D	A	B	C	D
dBA	41	33	25	dBA	41	33	25

Notes

1. Operating conditions: power source 220-240 V 50 Hz; JIS standard
2. Background noise already taken into account.
3. Operating noise varies depending on operation and ambient conditions.
4. The operation noise measuring method is in accordance with JISC9612.
5. Measuring location: anechoic chamber

3D114921C

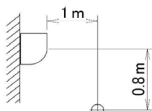
FTXA42CB
FTXA42CS
FTXA42CW



Legend

dBA = A-weighted sound pressure level (A scale according to IEC).

- A Scale
 - B Fan speed: High
 - C Fan speed : Medium
 - D Fan speed: Low
- Location of microphone



Cooling				Heating			
Total dB				Total dB			
A	B	C	D	A	B	C	D
dBA	45	37	29	dBA	45	37	29

Notes

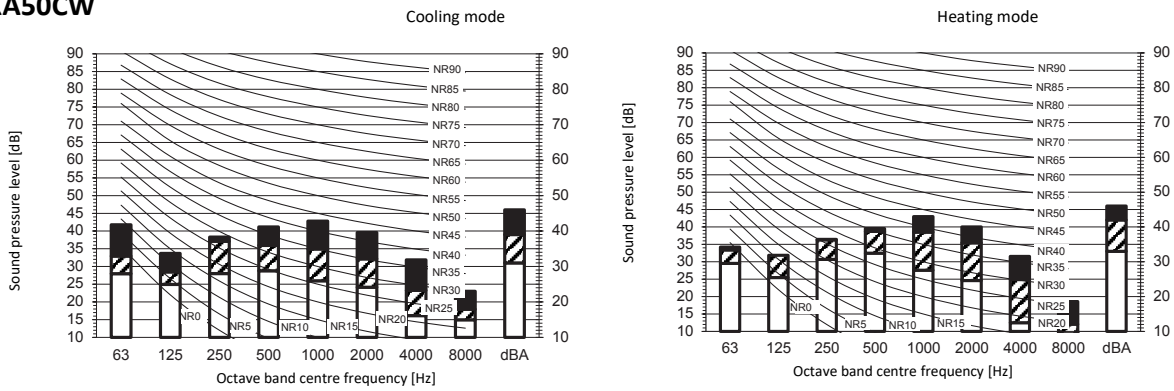
1. Operating conditions: power source 220-240 V 50 Hz; JIS standard
2. Background noise already taken into account.
3. Operating noise varies depending on operation and ambient conditions.
4. The operation noise measuring method is in accordance with JISC9612.
5. Measuring location: anechoic chamber

3D114922C

8 Sound data

8 - 2 Sound Pressure Spectrum

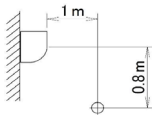
FTXA50CB
FTXA50CS
FTXA50CW



Legend

dBA = A-weighted sound pressure level (A scale according to IEC).

- A Scale
 - B Fan speed : High
 - C Fan speed : Medium
 - D Fan speed : Low
- Location of microphone




Cooling				Heating			
Total dB				Total dB			
A	B	C	D	A	B	C	D
dBA	46	39	31	dBA	46	42	33

Notes

1. Operating conditions: power source 220-240 V 50 Hz; JIS standard
2. Background noise already taken into account.
3. Operating noise varies depending on operation and ambient conditions.
4. The operation noise measuring method is in accordance with JISC9612.
5. Measuring location: anechoic chamber

3D114923D



EEEN23



08/2023



Daikin Europe N.V. participates in the ECP programmes for Fan Coil Units and Variable Refrigerant Flow systems, Daikin Applied Europe S.p.A. participates in the ECP programmes for Liquid Chilling Packages and Hydronic Heat Pumps. Check ongoing validity of certificate: www.eurovent-certification.com

The present publication is drawn up by way of information only and does not constitute an offer binding upon Daikin Europe N.V. / Daikin Central Europe HandelsGmbH. Daikin Europe N.V. / Daikin Central Europe HandelsGmbH have compiled the content of this publication to the best of their knowledge. No express or implied warranty is given for the completeness, accuracy, reliability or fitness for particular purpose of its content and the products and services presented therein. Specifications are subject to change without prior notice. Daikin Europe N.V. / Daikin Central Europe HandelsGmbH explicitly rejects any liability for any direct or indirect damage, in the broadest sense, arising from or related to the use and/or interpretation of this publication. All content is copyrighted by Daikin Europe N.V.