



Wall mounted unit
Air Conditioning
Technical Data
FTXJ-AS



FTXJ20A2V1BS
FTXJ25A2V1BS
FTXJ35A2V1BS
FTXJ42A2V1BS
FTXJ50A2V1BS

TABLE OF CONTENTS

FTXJ-AS

1	Features	4
	FTXJ-AS	4
2	Specifications	5
3	Options	7
4	Dimensional drawings	8
5	Centre of gravity	9
6	Piping diagrams	10
7	Wiring diagrams	11
	Wiring Diagrams - Three Phase	11
8	Sound data	12
	Sound Power Spectrum	12
	Sound Pressure Spectrum	15

1 Features




























1 - 1 FTXJ-AS

Design that speaks for itself

1

- › Remarkable blend of iconic design and engineering excellence with a silver coloured elegant finish
- › The Coanda effect optimises the airflow for a comfortable climate. By using specially designed flaps, a more focused airflow allows a better temperature distribution throughout the whole room
- › The intelligent thermal sensor determines the current room temperature and distributes air evenly throughout the room before switching to an airflow pattern that directs warm or cool air to areas that need it
- › Heat boost quickly heats up your home when starting up your air conditioner. Set temperature is reached 14% faster than a regular air conditioner (pair only)
- › Using electrons to trigger chemical reactions with air borne particles, the Flash Streamer breaks down allergens such as pollen and fungal allergens and removes bothersome odours providing a better, cleaner air
- › Voice command via Amazon Alexa or Google Assistant to control main functions such as set point, operation mode, fan speed, etc
- › Onecta app: control your indoor from any location with an app, via your local network or internet.
- › Whisper quiet in operation: the operating of the unit can hardly be heard. The sound pressure level goes down to 19dBA!



								
Coanda effect - cooling	Coanda effect - heating	Intelligent thermal sensor	Heat boost	Econo mode	Energy saving during standby mode	Night set mode	Fan only	Comfort mode
								
Powerful mode	Auto cooling-heating changeover	Indoor unit silent operation	3-D air flow	Vertical auto swing	Horizontal auto swing	Auto fan speed	Fan speed steps	Dry programme
								
Silver allergen removal and air purifying filter	Flash Streamer	Titanium apatite deodorising filter	Air filter	Weekly timer	Onecta via app	Auto-restart	Self diagnosis	Multi model application

2 Specifications

1 - 1 FTXJ-AS

Technical specifications				FTXJ20AS	FTXJ25AS	FTXJ35AS	FTXJ42AS	FTXJ50AS	
Power input	Cooling	Nom.	kW	0.020	0.022	0.024	0.028	0.031	
	Heating	Nom.	kW	0.021	0.022	0.024	0.036	0.039	
Casing	Colour			Silver					
Dimensions	Unit	Height	mm	305					
		Width	mm	900					
		Depth	mm	212					
	Packed unit	Height	mm	345					
		Width	mm	1,010					
		Depth	mm	395					
Weight	Unit			12					
	Packed unit			15					
Packing	Weight			3					
	Length			622					
Heat exchanger	Rows	Quantity		2					
		Fin pitch		mm 1.40					
	Face area			m ² 0.214					
	Stages	Quantity		18					
		Passes		Quantity 3,000					
	Tube type			ø5 Hi-XB					
	Fin	Type		ML fin (Multi louver)					
		Quantity			1				
	Heat exchanger 2	Length			mm 614				
		Rows	Quantity		1				
Fin pitch			mm 1.40						
Face area			m ² 0.068		0.047				
Stages		Quantity		6		4			
Heat exchanger 3	Length			mm 614					
	Rows	Quantity		1					
		Fin pitch			mm 1.40				
	Stages	Quantity		4					
Fan	Type			Cross flow fan					
	Air flow rate	Cooling	High	m ³ /min	11.0	11.4	11.8	13.0	13.5
				cfm	388	403	417	459	477
			Medium	m ³ /min	8.4	8.6		9.5	10.4
cfm		297	304		335	367			
Low		m ³ /min	6.0			7.2	7.6		
cfm		212			254	268			
Fan	Cooling	Low	cfm	254					
			Silent operation	m ³ /min	4.6			5.2	
		cfm	162			184			
	Heating	High	m ³ /min	11.1	11.3	11.7	14.4	15.0	
			cfm	392	399	413	509	530	
		Medium	m ³ /min	8.7	9.0		10.5	11.1	
cfm		307	318		371	392			
Low	m ³ /min	6.4			7.7	8.2			
cfm	226			272	290				
Silent operation	m ³ /min	4.6			5.2	5.7			
	cfm	162			184	201			
Fan motor	Model			MM9G21V28VA					
	Speed	Steps		5 + silent, + auto					
Cooling		High	rpm	1,060	1,100	1,140	1,210	1,240	
			Medium	rpm	860	880		980	1,020
		Low	rpm	670			780	820	
		Silent operation	rpm	570			620		
Heating		High	rpm	1,090	1,110	1,140	1,310	1,350	
			Medium	rpm	920	940		1,070	1,190
		Low	rpm	740			850	930	
		Silent operation	rpm	590			640	680	
Output		Rated	W	24					
Sound power level	Cooling			57			60		
Sound pressure level	Cooling	High	dB(A)	39	40	41	45	46	
			Medium	dB(A)	32	33		37	39
		Low	dB(A)	25			29	31	
		Silent operation	dB(A)	19			21	24	
	Heating	High	dB(A)	39	40	41	45	46	
			Medium	dB(A)	32	33		37	42
		Low	dB(A)	25			29	33	
		Silent operation	dB(A)	19			21	24	
Refrigerant	Type	R-32							
GWP	675								
Heat exchanger 3	Quantity		mm 1						

2 Specifications

1 - 1 FTXJ-AS

2

Technical specifications				FTXJ20AS	FTXJ25AS	FTXJ35AS	FTXJ42AS	FTXJ50AS
Piping connections	Liquid	OD	mm	6.35				
	Gas	OD	mm	9.50		12.7		
	Drain			18				
Piping connections	Heat insulation			Both liquid and gas pipes				
Air filter	Type	Removable / washable						
	Quantity	pc	2					
Air direction control	Right, Left, Horizontal, Downward							
Temperature control	Microcomputer control							
Control systems	Infrared remote control			ARC488A1S				
	Wired remote control			BRC073A1				

Standard accessories: Installation manual; Quantity: 1;

Standard accessories: Operation manual; Quantity: 1;

Standard accessories: Wireless remote control; Quantity: 1;

Standard accessories: Remote control holder; Quantity: 1;

Standard accessories: AAA dry-cell batteries; Quantity: 2;

Standard accessories: Titanium apatite deodorizing filter; Quantity: 1;

Standard accessories: Silver particle filter; Quantity: 1;

Standard accessories: Screw cover; Quantity: 2;

Standard accessories: Screw bag; Quantity: 1;

Standard accessories: General safety precautions; Quantity: 1;

Standard accessories: Mounting plate; Quantity: 1;

Electrical specifications				FTXJ20AS	FTXJ25AS	FTXJ35AS	FTXJ42AS	FTXJ50AS
Power supply	Name	V1						
	Phase	1~						
	Frequency	Hz	50					
	Voltage	V	220-240					
Current	Nominal running current (RLA) - 50Hz	Heating	A	0.3			0.4	
		Quantity	3					
Wiring connections - 50Hz	For power supply	3 for power supply, 4 for interunit wiring (Earth wire included)						
Current	Nominal running current (RLA)	Cooling	A	0.3			0.4	
		Remark						

Cooling: indoor temp. 27°CDB, 19.0°CWB; outdoor temp. 35°CDB, 24°CWB; equivalent piping length: 5m |

Heating: indoor temp. 20°CDB; outdoor temp. 7°CDB, 6°CWB; equivalent refrigerant piping: 5m

3 Options

3 - 1 Options

FTXJ-AB
FTXJ-AS
FTXJ-AW

Applicable models	Class	Casing	Emura 3									
			D/Cz									
FTXJ20A2V1BW	20	Emura 3	✓	✓	✓	✓	✓	✓	✓	✓	✓	
FTXJ20A2V1BS	20	Emura 3	✓	✓	✓	✓	✓	✓	✓	✓	✓	
FTXJ20A2V1BB	20	Emura 3	✓	✓	✓	✓	✓	✓	✓	✓	✓	
FTXJ25A2V1BW	25	Emura 3	✓	✓	✓	✓	✓	✓	✓	✓	✓	
FTXJ25A2V1BS	25	Emura 3	✓	✓	✓	✓	✓	✓	✓	✓	✓	
FTXJ25A2V1BB	25	Emura 3	✓	✓	✓	✓	✓	✓	✓	✓	✓	
FTXJ35A2V1BW	35	Emura 3	✓	✓	✓	✓	✓	✓	✓	✓	✓	
FTXJ35A2V1BS	35	Emura 3	✓	✓	✓	✓	✓	✓	✓	✓	✓	
FTXJ35A2V1BB	35	Emura 3	✓	✓	✓	✓	✓	✓	✓	✓	✓	
FTXJ42A2V1BW	42	Emura 3	✓	✓	✓	✓	✓	✓	✓	✓	✓	
FTXJ42A2V1BS	42	Emura 3	✓	✓	✓	✓	✓	✓	✓	✓	✓	
FTXJ42A2V1BB	42	Emura 3	✓	✓	✓	✓	✓	✓	✓	✓	✓	
FTXJ50A2V1BW	50	Emura 3	✓	✓	✓	✓	✓	✓	✓	✓	✓	
FTXJ50A2V1BS	50	Emura 3	✓	✓	✓	✓	✓	✓	✓	✓	✓	
FTXJ50A2V1BB	50	Emura 3	✓	✓	✓	✓	✓	✓	✓	✓	✓	

Option kit	Product name	Remark New Perfera	Remark New floor stand	Remark Emura 3	FTXJ20A2V1BW	FTXJ20A2V1BS	FTXJ20A2V1BB	FTXJ25A2V1BW	FTXJ25A2V1BS	FTXJ25A2V1BB	FTXJ35A2V1BW	FTXJ35A2V1BS	FTXJ35A2V1BB	FTXJ42A2V1BW	FTXJ42A2V1BS	FTXJ42A2V1BB	FTXJ50A2V1BW	FTXJ50A2V1BS	FTXJ50A2V1BB
Wired remote control	BRC073A1	(2)(3)	(2)(3)	(2)(3)	✓	✓	✓	✓	✓	✓	✓	✓	✓	✓	✓	✓	✓	✓	✓
Extension cord for wired remote control (-3 m)	BRCW901A03				✓	✓	✓	✓	✓	✓	✓	✓	✓	✓	✓	✓	✓	✓	✓
Extension cord for wired remote control (-8 m)	BRCW901A08				✓	✓	✓	✓	✓	✓	✓	✓	✓	✓	✓	✓	✓	✓	✓
Intelligent Tablet Controller	DCC601A51	(2)(3)	(2)(3)	(2)(3)	✓	✓	✓	✓	✓	✓	✓	✓	✓	✓	✓	✓	✓	✓	✓
Wiring adaptor (normal open contact - normal open pulse contact)	KRP413AB1S		(2)(3)	(2)(3)	✓	✓	✓	✓	✓	✓	✓	✓	✓	✓	✓	✓	✓	✓	✓
Interface adaptor for DIII-NET	KRP928BB2S		(2)(3)	(2)(3)	✓	✓	✓	✓	✓	✓	✓	✓	✓	✓	✓	✓	✓	✓	✓
Central remote control	DCS302CA51	(2)(3)	(2)(3)	(2)(3)	✓	✓	✓	✓	✓	✓	✓	✓	✓	✓	✓	✓	✓	✓	✓
Unified ON/OFF controller	DCS301BA51	(2)(3)	(2)(3)	(2)(3)	✓	✓	✓	✓	✓	✓	✓	✓	✓	✓	✓	✓	✓	✓	✓
Schedule timer	DST301BA51	(2)(3)	(2)(3)	(2)(3)	✓	✓	✓	✓	✓	✓	✓	✓	✓	✓	✓	✓	✓	✓	✓
Intelligent Touch Manager	DCM601A5A	(2)(3)	(2)(3)	(2)(3)	✓	✓	✓	✓	✓	✓	✓	✓	✓	✓	✓	✓	✓	✓	✓
*Modbus- interface	EKMBOXA7V1	(2)(3)	(2)(3)	(2)(3)	✓	✓	✓	✓	✓	✓	✓	✓	✓	✓	✓	✓	✓	✓	✓
Modbus gateway	RTD-RA	(2)(3)	(2)(3)	(2)(3)	✓	✓	✓	✓	✓	✓	✓	✓	✓	✓	✓	✓	✓	✓	✓
*KNX- interface	KLIC-DD	(2)(3)	(2)(3)	(2)(3)	✓	✓	✓	✓	✓	✓	✓	✓	✓	✓	✓	✓	✓	✓	✓
Titanium apatite deodorising filter without frame	KAF970A46	(1)	(1)	(1)	✓	✓	✓	✓	✓	✓	✓	✓	✓	✓	✓	✓	✓	✓	✓
Silver particle filter (Ag-ion) with frame	KAF057A41	(1)		(1)	✓	✓	✓	✓	✓	✓	✓	✓	✓	✓	✓	✓	✓	✓	✓
Conversion wire harness	EKRS21				✓	✓	✓	✓	✓	✓	✓	✓	✓	✓	✓	✓	✓	✓	✓

Notes

- Standard accessory
- This option features a(n) -S21- connector. To connect this option to the indoor unit, therefore conversion wire harness -EKRS21- is required.
- This option cannot operate together with the wireless LAN functionality that is a standard feature of the indoor unit.
When connecting this option to the indoor unit, turn off the indoor unit's wireless LAN functionality.

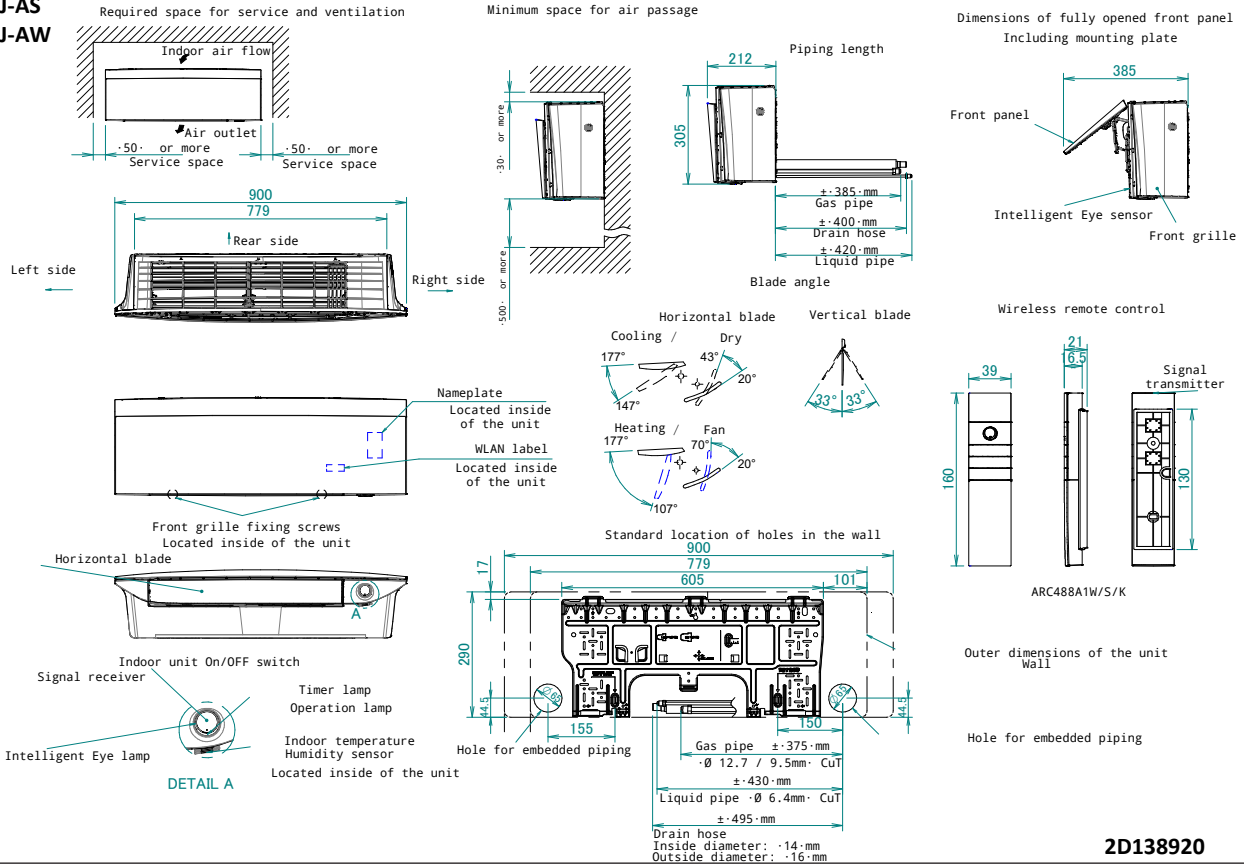
3D120481E

4 Dimensional drawings

4 - 1 Dimensional Drawings

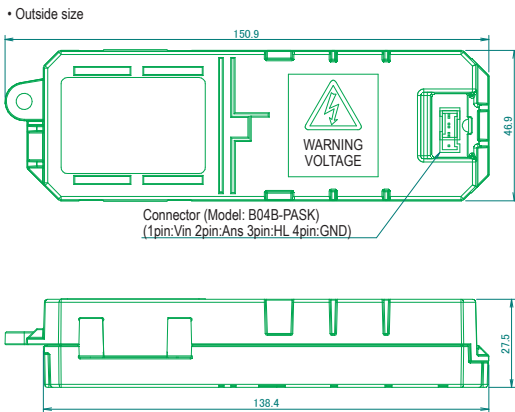
4

FTXJ-AB
FTXJ-AS
FTXJ-AW



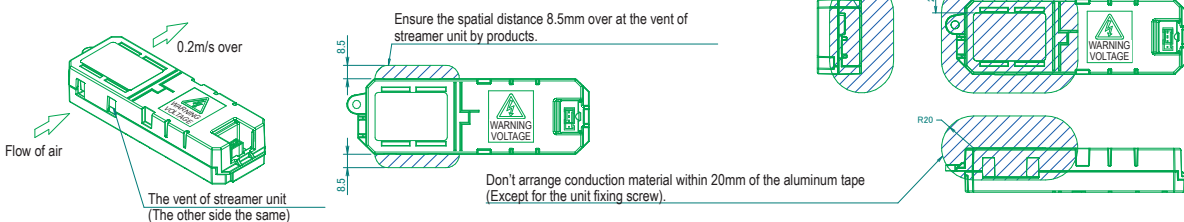
2D138920

FTXJ-AB
FTXJ-AS
FTXJ-AW



• Method of mounting

Don't blockage the vent of streamer unit.
Ensure the exit wind speed 0.2m/sec of the vent.
Ensure the spatial distance 8.5mm over at the vent of streamer unit.



3D095530G

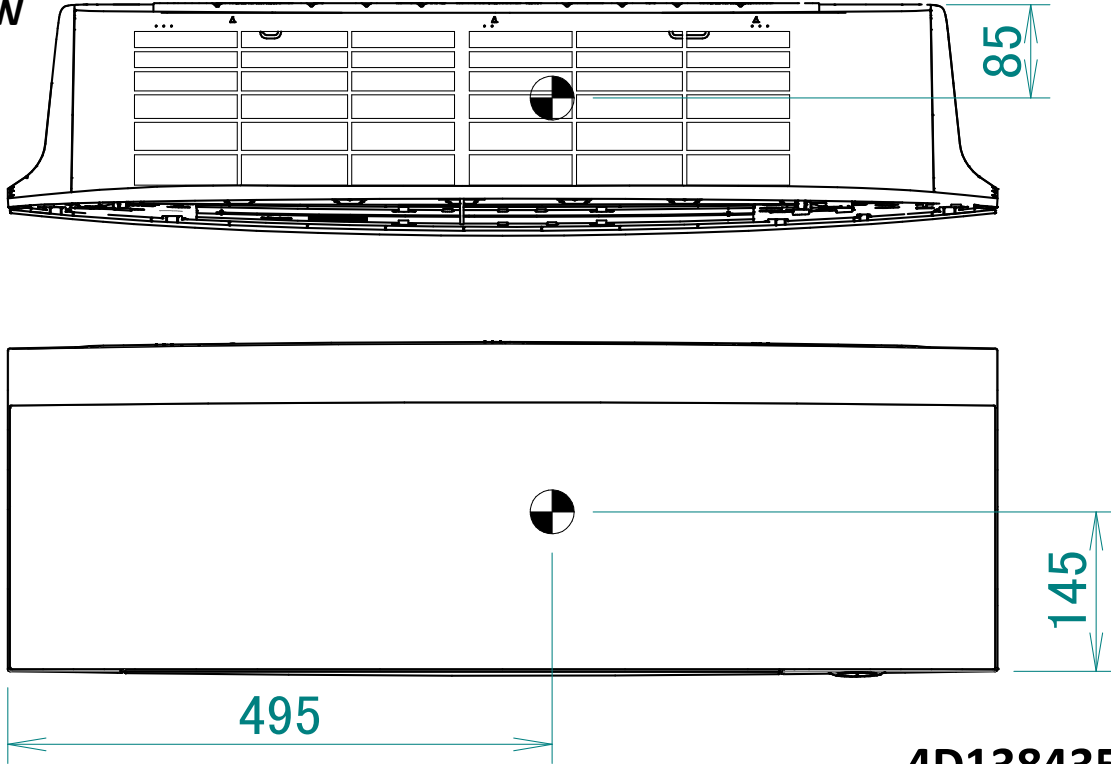
• Main specifications

Items	Contents		
Outside	Outside size	150.9×46.9×27.5mm	
	Weight	100g	
Material of resin	Material	ABS	
	Flame retardance	UL94-5VA	
	Tracking index	Over CTI600V	
Applicable laws	Electrical Appliance and Material Safety Act IEC60335-1(4th), IEC60335-2-65(4th)		
Ambient conditions	Storage temperature	-25~70 (Non-Energization)	
	Operating ambient temperature	-10~60 (Energization)	
	Operating ambient humidity	5~95%RH (No dew deposit)	
Basic specifications	Input voltage	14V±5%	
	Maximum output voltage	6.5±0.5kV	
	Rating output voltage	5.0±0.5kV	
	Rating output current	Hi	55.5µA±10%
		Lo	10µA±10%
	ON/OFF	Inputted voltage into Vin (ON/OFF)	
	Hi ↔ Lo Switching	Inputted 5V into HL (Loe tap)	
	Current monitor	Yes	
	Detectable over current	Yes	
	Detectable low voltage	Under 3kV	
Generation amount of Ozone	4.26m/hr (Hi 14±2; 50±10%RH)		
Method of mounting	Fixing by the right and left hook		
	Fixing by the screw section		

5 Centre of gravity

5 - 1 Centre of Gravity

FTXJ-AB
FTXJ-AS
FTXJ-AW



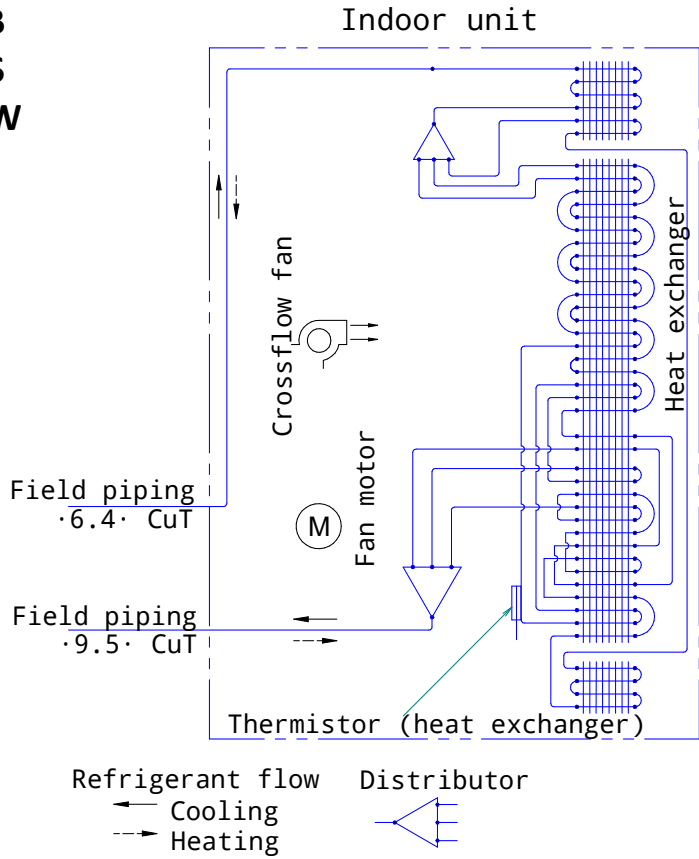
4D138435

6 Piping diagrams

6 - 1 Piping Diagrams

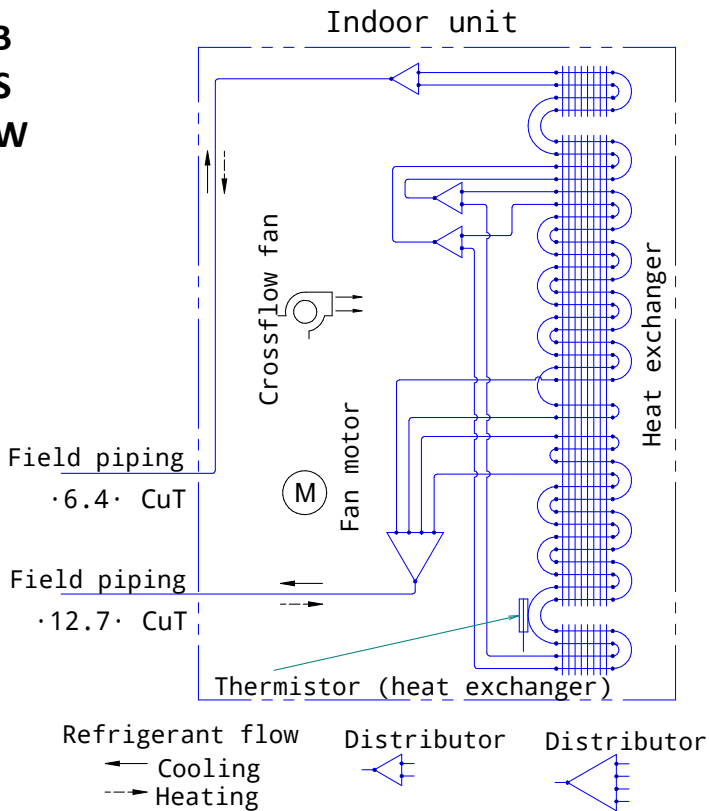
6

FTXJ20-35AB
FTXJ20-35AS
FTXJ20-35AW



4D139346

FTXJ42-50AB
FTXJ42-50AS
FTXJ42-50AW



4D139330

7 Wiring diagrams

7 - 1 Wiring Diagrams - Three Phase

FTXJ-AB
FTXJ-AS
FTXJ-AW

CN1, X1A, S16~920, FG	Connector
X1M	Terminal block
F1U	Fuse (T, 3.15A, 250V)
M1F	Motor (indoor fan)
M1~3S	Motor (swing flap)
A1~7P	Printed circuit
R1T	Thermistor
IES	Intelligent eye sensor
BS1	Button switch
H1~3P	Pilot lamp
SR	Signal receiver
H10	Buzzer
S1RH	Humidity sensor
Z1C~Z4C	Ferrite core
E1	Heat exchanger
K1R	Magnetic relay
V1R	Rectifier
C101, C102	Capacitor
TC	Transmitter
RC	Receiver circuit
⊕	Protective earth
R1V	Varistor
S1T	Temperature sensor

Wire colors

- RED : Red
- BLU : Blue
- BRW : Brown
- YLW : Yellow
- BLK : Black
- GRN : Green
- WHT : White
- GRN/YLW : Green/Yellow

Unmarked housings are all white

Field wiring :

CAUTION
When the main power is turned OFF and then back ON again, operation will resume automatically.

Wiring diagram

3D137280B

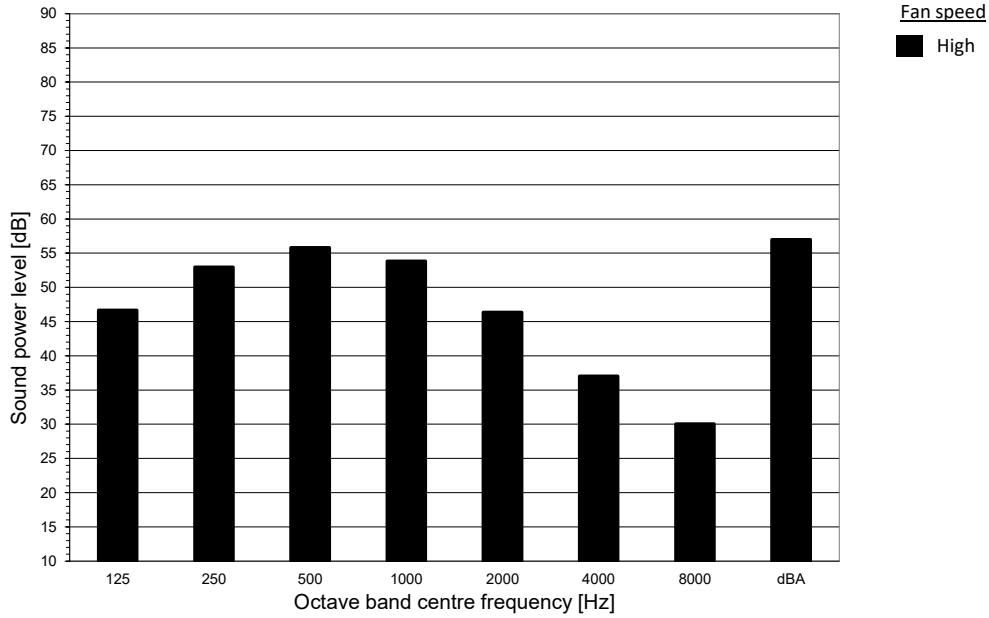
8 Sound data

8 - 1 Sound Power Spectrum

8

FTXJ20AB
FTXJ20AS
FTXJ20AW

Cooling mode



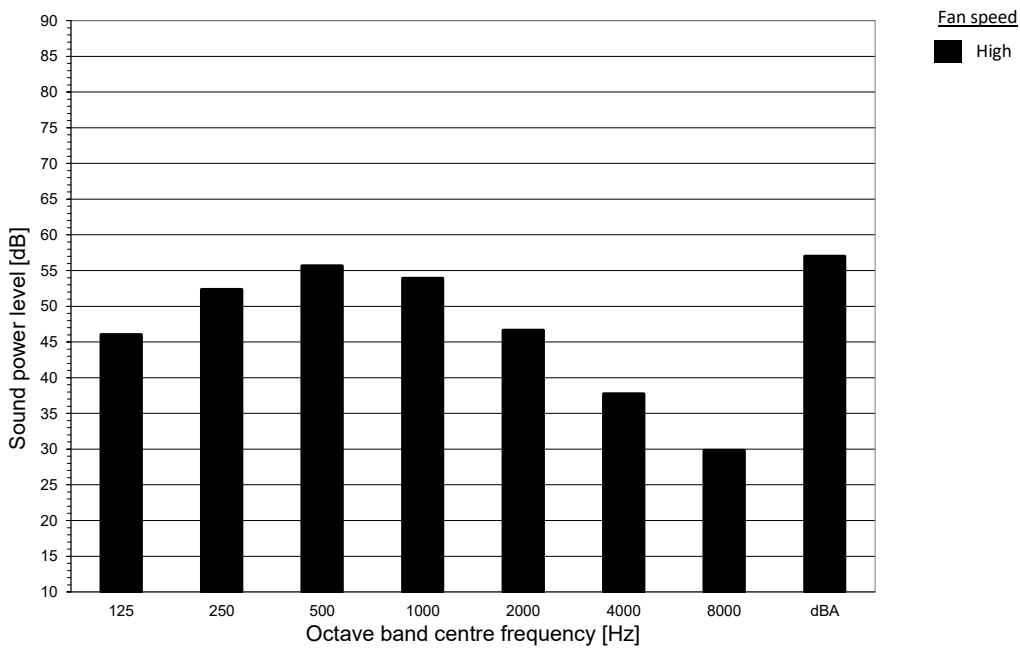
Notes

- dBA = A-weighted sound power level (A scale according to IEC).
- Reference acoustic intensity $OdB = -10^{\wedge} -12 \text{ W/m}^2$.
- Measured according to ISO 3744

4D139574

FTXJ25AB
FTXJ25AS
FTXJ25AW

Cooling mode



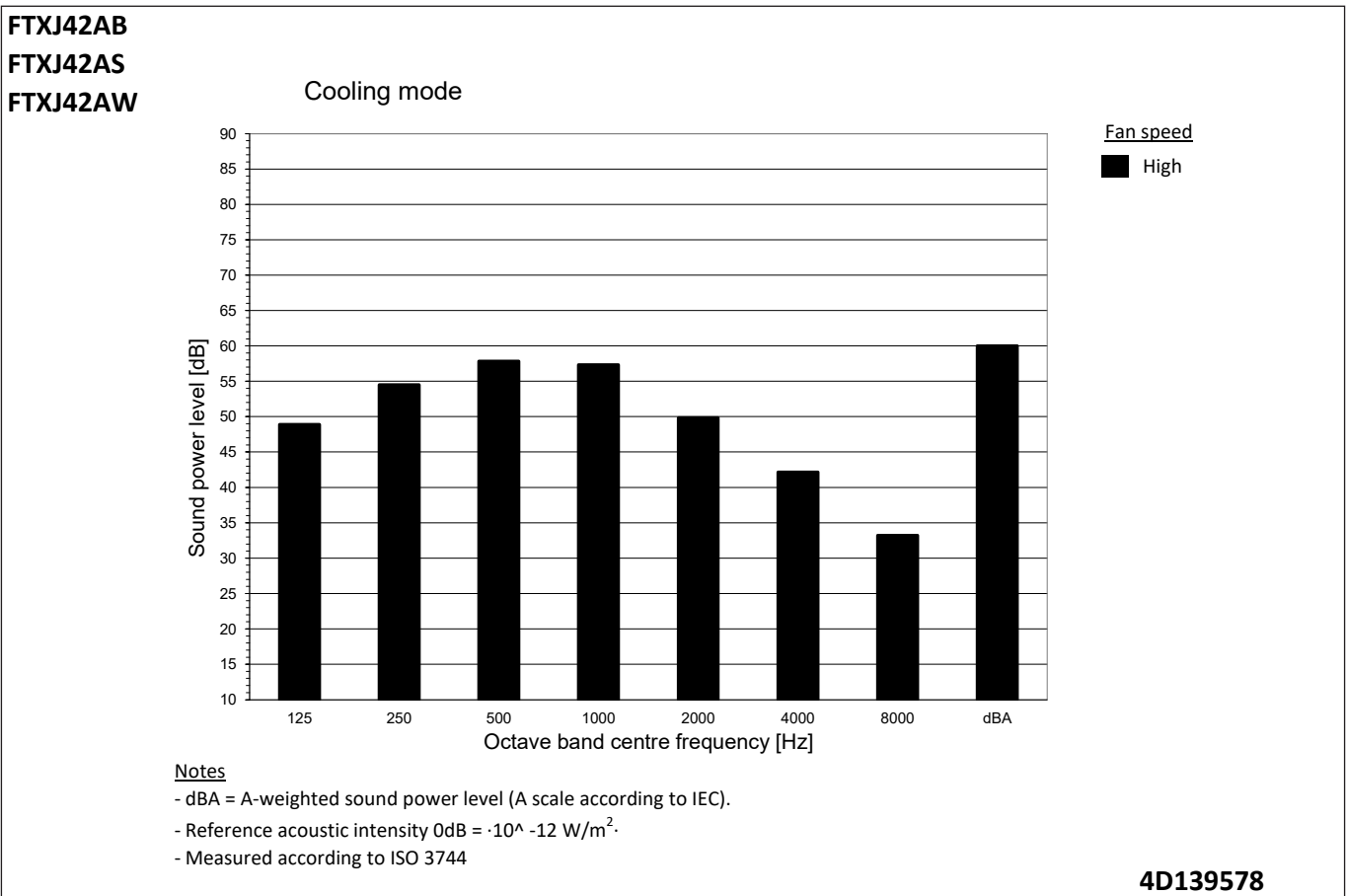
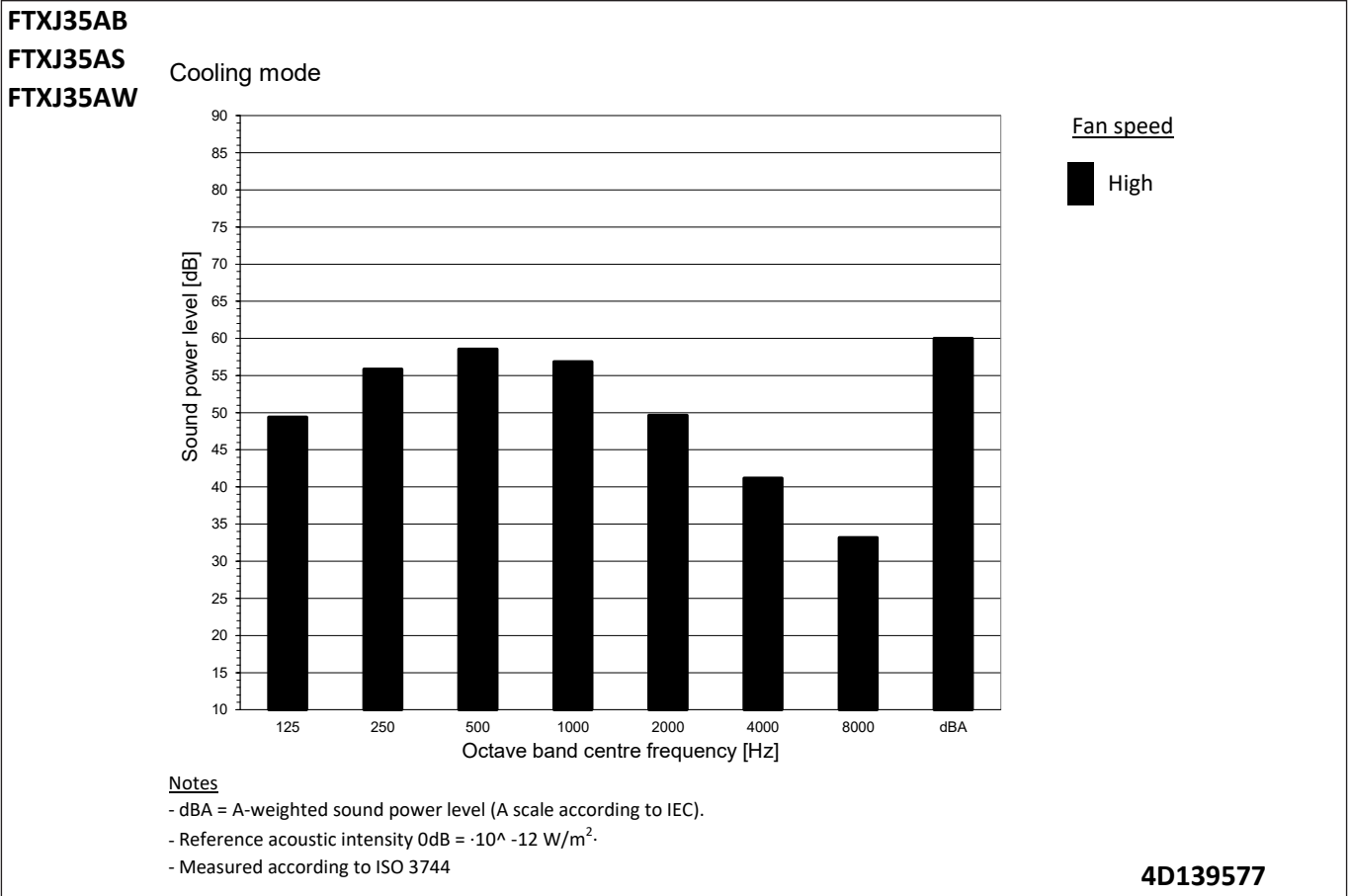
Notes

- dBA = A-weighted sound power level (A scale according to IEC).
- Reference acoustic intensity $OdB = -10^{\wedge} -12 \text{ W/m}^2$.
- Measured according to ISO 3744

4D139576

8 Sound data

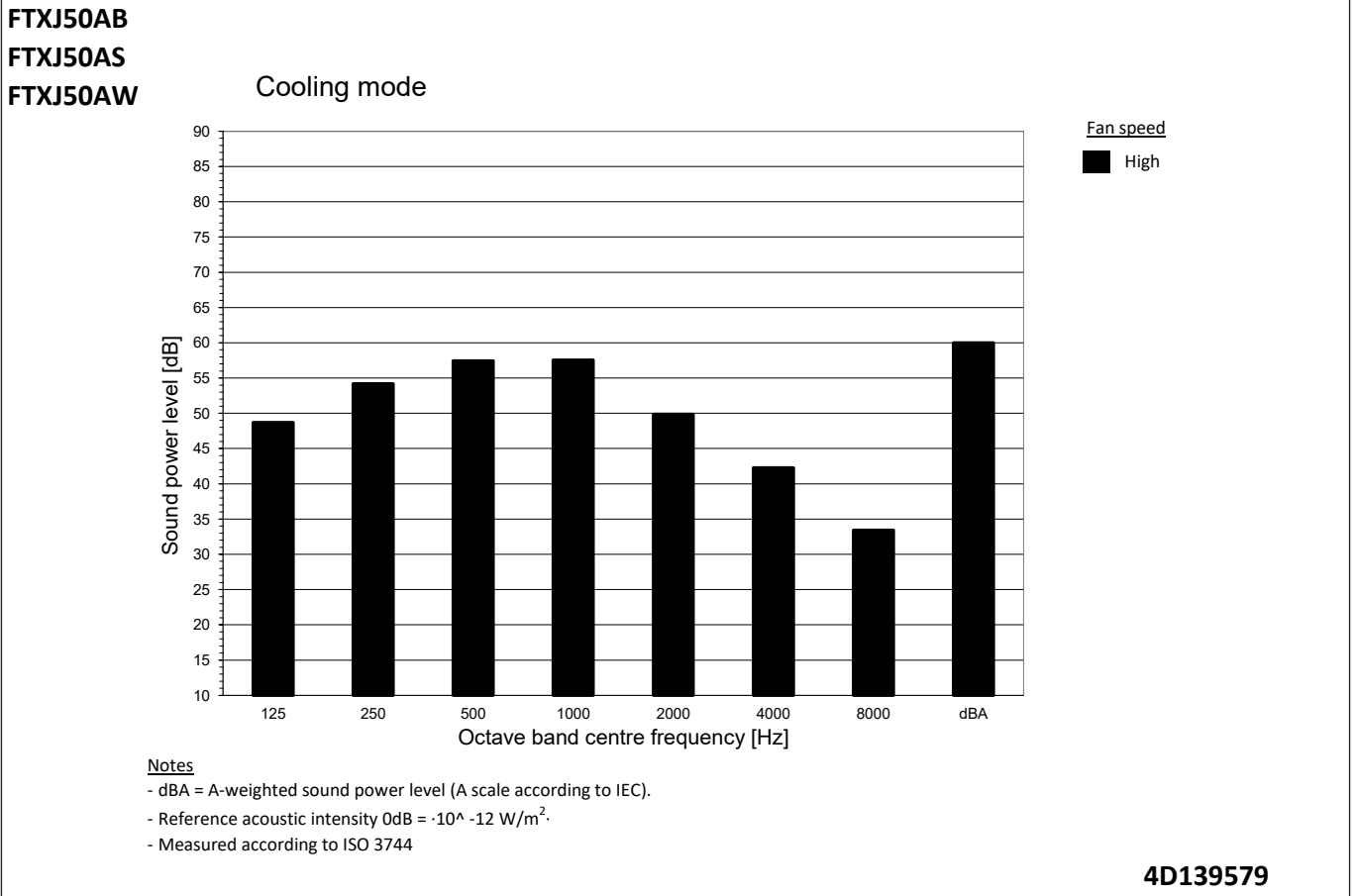
8 - 1 Sound Power Spectrum



8 Sound data

8 - 1 Sound Power Spectrum

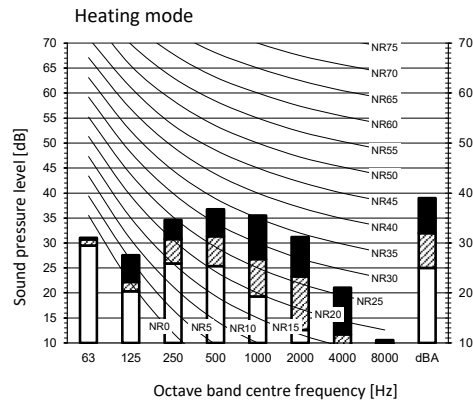
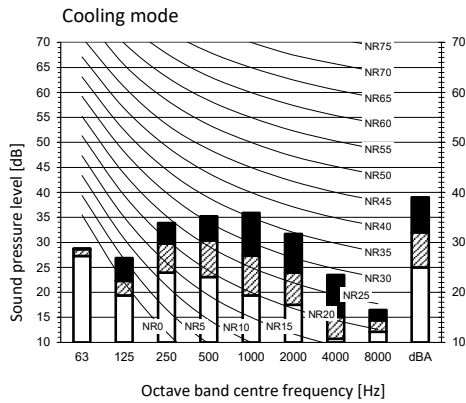
8



8 Sound data

8 - 2 Sound Pressure Spectrum

FTXJ20AB
FTXJ20AS
FTXJ20AW



Legend

dBA = A-weighted sound pressure level (A scale ac)

A Scale

- B ■ Fan speed: High
- C ▨ Fan speed: Medium
- D □ Fan speed: Low

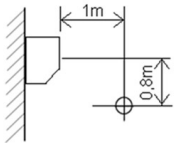
Cooling Total dB

A	B	C	D
dBA	39	32	25

Heating Total dB

A	B	C	D
dBA	39	32	25

Location of microphone



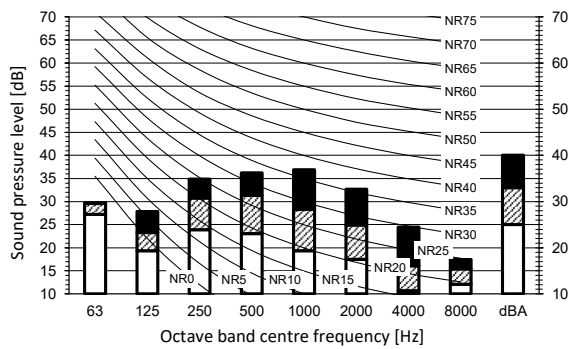
Notes

1. Operating conditions: power source 220-240 V/220 V 50/60 Hz; JIS standard
2. Background noise already taken into account.
3. Operating noise varies depending on operation and ambient conditions.
4. The operation noise measuring method is in accordance with JISC9612.
5. Measuring location: anechoic chamber

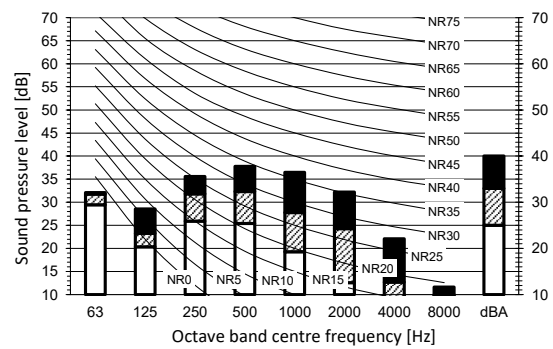
4D139656

FTXJ25AB
FTXJ25AS
FTXJ25AW

Cooling mode



Heating mode



Legend

dBA = A-weighted sound pressure level (A scale according to IEC).

A Scale

- B ■ Fan speed: High
- C ▨ Fan speed: Medium
- D □ Fan speed: Low

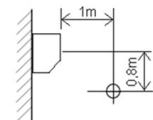
Cooling Total dB

A	B	C	D
dBA	40	33	25

Heating Total dB

A	B	C	D
dBA	40	33	25

Location of microphone



Notes

1. Operating conditions: power source 220-240 V/220 V 50/60 Hz; JIS standard
2. Background noise already taken into account.
3. Operating noise varies depending on operation and ambient conditions.
4. The operation noise measuring method is in accordance with JISC9612.
5. Measuring location: anechoic chamber

4D139657

8 Sound data

8 - 2 Sound Pressure Spectrum

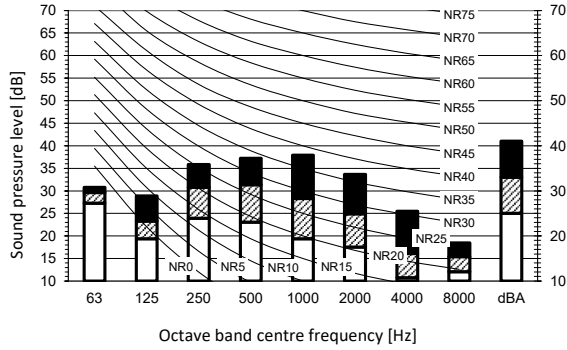
8

FTXJ35AB

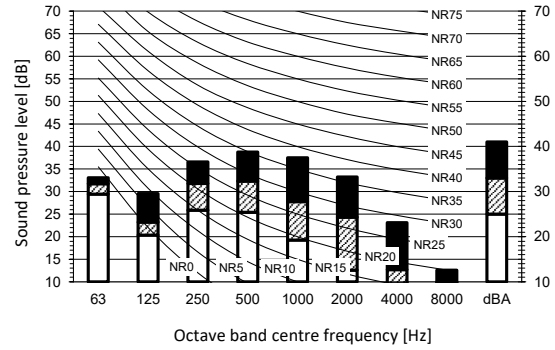
FTXJ35AS

FTXJ35AW

Cooling mode



Heating mode



Legend

dBA = A-weighted sound pressure level (A scale according to IEC).

A Scale

- B Fan speed: High
- C Fan speed: Medium
- D Fan speed: Low

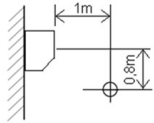
Cooling Total dB

	A	B	C	D
dBA	41	33	25	

Heating Total dB

	A	B	C	D
dBA	41	33	25	

Location of microphone



Notes

1. Operating conditions: power source 220-240 V/220 V 50/60 Hz; JIS standard
2. Background noise already taken into account.
3. Operating noise varies depending on operation and ambient conditions.
4. The operation noise measuring method is in accordance with JISC9612.
5. Measuring location: anechoic chamber

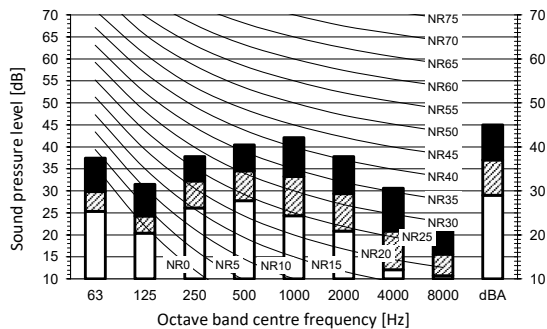
4D139658

FTXJ42AB

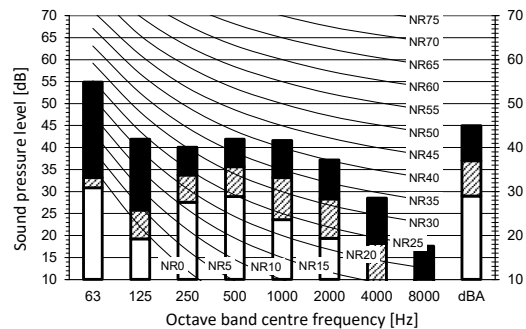
FTXJ42AS

FTXJ42AW

Cooling mode



Heating mode



Legend

dBA = A-weighted sound pressure level (A scale according to IEC).

A Scale

- B Fan speed: High
- C Fan speed: Medium
- D Fan speed: Low

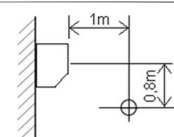
Cooling Total dB

	A	B	C	D
dBA	45	37	29	

Heating Total dB

	A	B	C	D
dBA	45	37	29	

Location of microphone



Notes

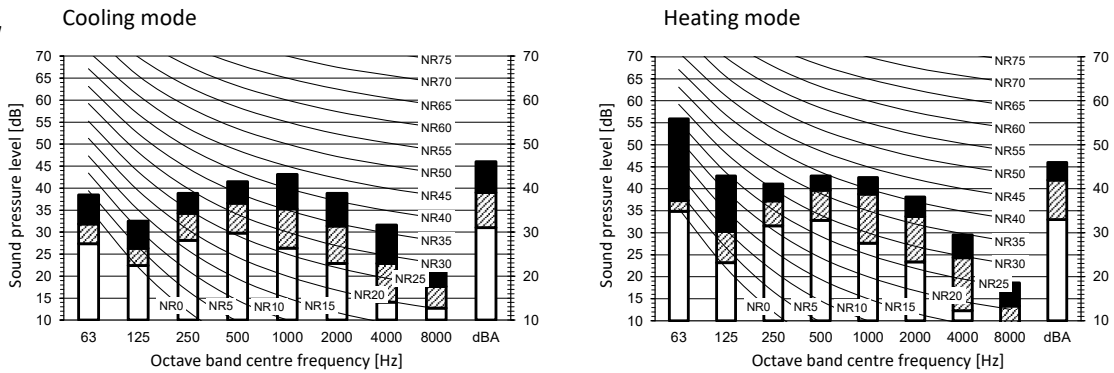
1. Operating conditions: power source 220-240 V/220 V 50/60 Hz; JIS standard
2. Background noise already taken into account.
3. Operating noise varies depending on operation and ambient conditions.
4. The operation noise measuring method is in accordance with JISC9612.
5. Measuring location: anechoic chamber

4D139659

8 Sound data

8 - 2 Sound Pressure Spectrum

FTXJ50AB
FTXJ50AS
FTXJ50AW



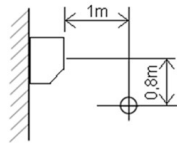
Legend

dBA = A-weighted sound pressure level (A scale according to IEC).

A Scale

- B Fan speed: High
- C Fan speed: Medium
- D Fan speed: Low

Location of microphone



Cooling

Total dB			
A	B	C	D
dBA	46	39	31

Heating Total dB

Total dB			
A	B	C	D
dBA	46	42	33

Notes

1. Operating conditions: power source 220-240 V/220 V 50/60 Hz; JIS standard
2. Background noise already taken into account.
3. Operating noise varies depending on operation and ambient conditions.
4. The operation noise measuring method is in accordance with JISC9612.
5. Measuring location: anechoic chamber

4D139660



EEDEN22

03/2022



Daikin Europe N.V. participates in the ECP programmes for Fan Coil Units and Variable Refrigerant Flow systems. Daikin Applied Europe S.p.A. participates in the ECP programmes for Liquid Chilling Packages and Hydronic Heat Pumps. Check ongoing validity of certificate: www.eurovent-certification.com

The present publication is drawn up by way of information only and does not constitute an offer binding upon Daikin Europe N.V. / Daikin Central Europe HandelsGmbH. Daikin Europe N.V. / Daikin Central Europe HandelsGmbH have compiled the content of this publication to the best of their knowledge. No express or implied warranty is given for the completeness, accuracy, reliability or fitness for particular purpose of its content and the products and services presented therein. Specifications are subject to change without prior notice. Daikin Europe N.V. / Daikin Central Europe HandelsGmbH explicitly rejects any liability for any direct or indirect damage, in the broadest sense, arising from or related to the use and/or interpretation of this publication. All content is copyrighted by Daikin Europe N.V.