




NEW PANASONIC BIG PACi SERIES R32

20,00 – 25,00kW is ideally suited for small, to medium retail applications.

In addition to its lightweight and compact body, its split-able hide away design has been newly developed to enable easy pipe work in a narrow installation space.



NEW PANASONIC BIG PACi, NOT ONLY ENVIRONMENTALLY FRIENDLY BUT ALSO GROUNDBREAKING PRODUCTS

1 Compact & light indoor body

The compact and light indoor bod, is highly efficient and has a split-able design for easy pipe work in a limited narrow space. Plus it is easy to maintain due to the simplified disassembly design.

2 Easy piping work with split-able Hide Away indoor design

Part of the heat exchanger and part of fan (fan + casing) can be separated while being installed. The Hide Away indoor unit is newly designed to be easy to reassemble and to fit into a narrow space.

3 High external static pressure, max 200 Pa* setting

A maximum static pressure enables the use of long ducts for installation in a wide range of spaces.

* S-250PE3E5B.

4 New Comfort Cloud control

Ready to control via Panasonic Comfort Cloud App on your smartphones.**

**New Panasonic WLAN adaptor CZ-CAPWFC1 is required.



Big PACi is a useful and cost saving solution for small and mid size projects, can be offered also with VRF system.

- 3 step static pressure set up
- Design flexibility thanks to large air volume
- Bluefin anti-rust coating
- PACi Water Heat Exchanger compatible*

Easy piping work with split-able Hide Away indoor design



* Connection to the outdoor unit only.

Big PACi with R32 has been introduced with full renewal of its indoor unit, offering hydronic application by PACi Water Heat Exchanger.

Compact and light indoor body keeping high efficiency

15% lighter weight vs conventional model helps installation work drastically.


	Conventional model	New
20,00kW	100kg	86kg
25,00kW	104kg	88kg

DEPTH WAS
REDUCED BY
230mm



Easy Installation with Light Components

Indoor unit can easily be split into 3 components, the heaviest of which measures at 48kg.



Dimensions of Each Component (lightweight design for easy disassembly).



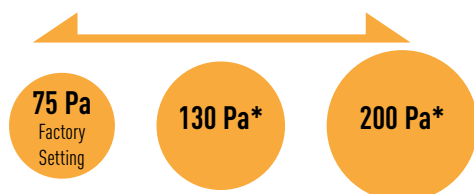
The weight is for S-200PE3E5B model.

Maximum 200 Pa* static pressure setting

A maximum static pressure enables the use of long ducts for installation in a wide range of spaces.

3-step static pressure set up.

Selectable of Static Pressure modes can change 200 Pa / 130 Pa / 75 Pa for extra installation flexibility.



* In case of S-250PE3E5B.

PACi R32 Refrigerant Gas



Panasonic recommends R32 because it is comparably environmentally friendly. Compared to R22 and R410A, R32 has a very low potential impact on global warming. Panasonic is leading the switch to R32.

New Comfort Cloud control

New Panasonic CZ-CAPWFC1 interface adaptor, allows connection of one or a group of indoor units to be managed by the Panasonic Comfort Cloud App, which provides control, monitoring, scheduling and error alerts.



Panasonic AC Smart Cloud for professionals

With Panasonic AC Smart Cloud, have your business under control, and start saving! Flexible solution and scalable solution

- Energy saving
- Zero downtime
- Site(s) management



Datanavi, a new way to connect. Simple and easy support tool with your smartphone



Just holding up your smartphone to the LED display on a remote controller (CZ-RTC5B) to receive useful AC system information super fast by Panasonic Light ID Technology.

- Scan & Save AC system info
- Easy access to manual database
- Commissioning, F gas check data history



Big PACi High Static Pressure Hide Away Inverter+ R32 GAS



NEW
2019



				Three Phase	
				20,00kW	25,00kW
KIT				KIT-200PE3ZH8	KIT-250PE3ZH8
Remote controller				CZ-RTC5B	CZ-RTC5B
Cooling capacity	Nominal (Min - Max)	kW		19,50 (5,70 - 21,00)	23,20 (6,10 - 27,00)
SEER¹⁾				5,25	4,84
Heating capacity	Nominal (Min - Max)	kW		22,40 (5,00 - 25,00)	28,00 (5,50 - 29,00)
SCOP¹⁾				3,61	3,64
External static pressure at shipment (adjustable)		Pa		75 ³⁾ - 120 - 180	75 ³⁾ - 130 - 200
Indoor unit				S-200PE3E5B	S-250PE3E5B
Air volume	Hi / Med / Lo	m ³ /min		72/63/53	84/72/59
Sound pressure ⁴⁾	Hi / Med / Lo	dB(A)		46/44/41	47/45/42
Dimension	HxWxD	mm		486 x 1456 x 916	486 x 1456 x 916
Net weight		kg		86	88
Outdoor unit				U-200PZH2E8	U-250PZH2E8
Air volume	Cool / Heat	m ³ /min		164/164	160/160
Dimension ⁵⁾	HxWxD	mm		1500 x 980 x 370	1500 x 980 x 370
Net weight		kg		117	128
Pipe length range		m		5 - 90	5 - 60
Elevation difference (in/out) ⁴⁾		m		30	30

Accessories

CZ-RTC5B	Wired remote controller with Econavi function and datanavi
CZ-RWS3 + CZ-RWRC3	Infrared remote controller
CZ-RE2C2	Simplified remote controller

Accessories

PAW-GRDSTD40	Outdoor elevation platform 400x900x400mm
CZ-CAPWFC1	NEW Commercial WLAN Adaptor



CZ-RTC5B
Wired remote controller
Compatible with Econavi

CZ-RWS3 + CZ-RWRC3
Optional Controller.
Infrared remote controller.

CZ-RE2C2
Optional Controller.
Simplified remote controller.

1) For models below 12kW, the SEER and SCOP is calculated based on values of EU/626/2011. For models above 12kW, the SEER and SCOP is calculated based on values of EU/2281/2016. 2) Factory setting. 3) The sound pressure of the units shows the value measured of the position 1,5 below the unit. The sound pressure is measured in accordance with Eurovent 6/C/D06-97 specification. 4) Add 100mm for indoor unit or 70mm for outdoor unit for piping port. 5) When installing the outdoor unit at a higher position than the indoor unit. * No filter included. * These models will be available in May 2019.

Outdoor units offer various flexibility

- Twin, Triple, Double twin split options
- Water Heat Exchanger Compatibility



Refrigerant gas R32 that shows a drastic reduction in the value of Global Warming Potential (GWP). — Inverter Plus System classification highlights the highest performing Panasonic systems. — High efficiency compressor. Compressors that operate with a wider Hz range realize a more efficient operation throughout the year. — The air conditioner works in cooling mode with an outdoor temperature of -15°C. — The air conditioner works in heating mode even when outdoor temperatures are as low as -20°C. — Bluefin. Panasonic has extended the life of its condensers with an original anti-rust coating.



Large Fan. Large fan provides larger airflow rate and very quiet operation at low speed. — R410A/R22 renewal. — Internet Control. A next generation system providing a user-friendly remote controller of air conditioning or heat pump units from everywhere, using a simple Android or iOS smartphone, tablet or PC via internet. — Datanavi, a new way to connect. Simple and easy support tool with your smartphone. — BMS connectivity. The communication port can be integrated into the indoor unit and provides easy connection to, and control of, your Panasonic heat pump to your home or building management system.

Panasonic®

To find out how Panasonic cares for you, log on to www.Panasonic.co.uk/aircon
01344 85 3182
uk-aircon@eu.panasonic.co.uk

Heating & Cooling Solutions
Panasonic Appliances Air Conditioning Europe (PAPAEU)
Panasonic UK, a branch of Panasonic Marketing Europe GmbH
Maxis 2, Western Road, Bracknell, Berkshire, RG12 1RT, UK

heating & cooling solutions

